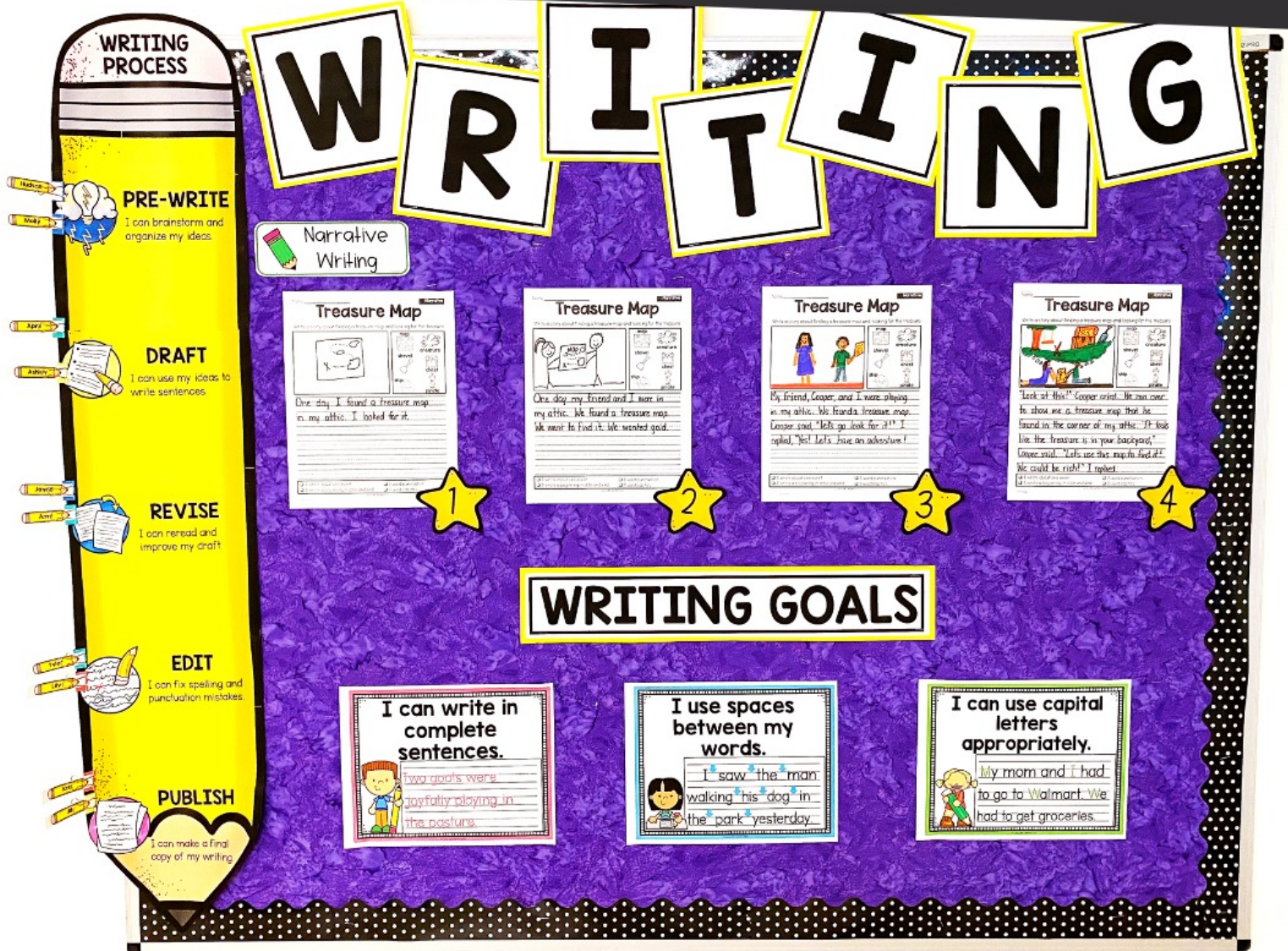


# WRITING

## Bulletin Board



VISUAL WRITING RUBRICS ~ WRITING GOAL POSTERS  
PENCIL WRITING PROCESS POSTER ~ 3 GENRES

**KEEP SCROLLING TO TAKE A  
LOOK INSIDE THIS RESOURCE!**

# Why?

# WRITING BULLETIN BOARD

This writing bulletin board pack provides you with attractive and helpful resources to improve student writing!

The materials guide students through the writing process, provide focused goals, and allow students to visually see writing genre expectations.

**Need to track the writing process?**

The giant pencil poster lists the writing process, with student clips to attach. Bookmark sizes are included!

1

2

3

**Are students unfocused with writing?**

The goal posters & student goal cards are helpful for mini lessons, writing revision, and writing conferences!

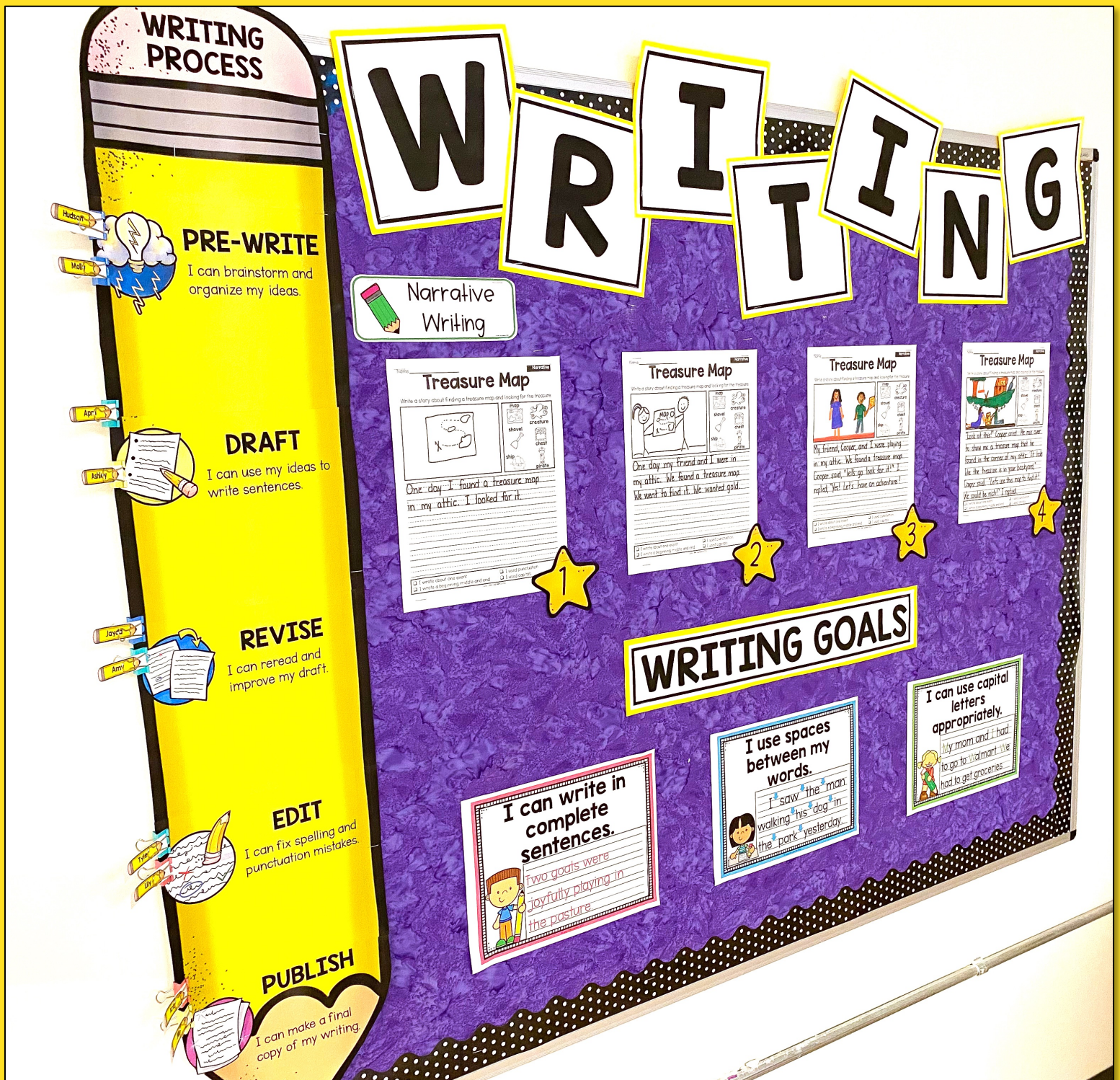
**Want a rubric that students can understand?**

Visual writing rubrics for informational, opinion, and narrative writing are included. Sample writing for levels 1 through 4!





# PERFECT FOR...



This pack includes you everything you need for a functional classroom writing bulletin board.

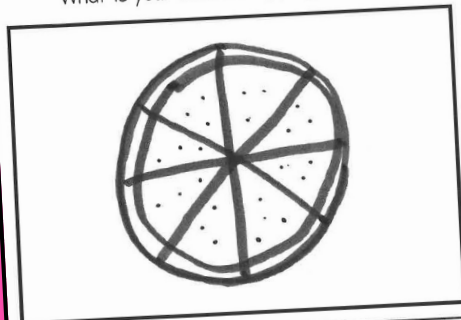


Pages for four levels of writing

Name \_\_\_\_\_

# The Best Pizza Topping

What is your favorite topping to put on pizza? Why do you like it?



onions



peppers



pepperoni



I like pepperoni on my pizza.

- ☐ I wrote my opinion about pizza toppings. ☐ I used punctuation.  
☐ I wrote reasons for my opinion. ☐ I used capitals.

Name \_\_\_\_\_

# The Best Pizza Topping

What is your favorite topping to put on pizza? Why do you like it?



onions



peppers



pepperoni



cheese



mushrooms



pineapple

Pepperoni is the best pizza topping.  
It is my favorite topping to get.

Name \_\_\_\_\_

# The Best Pizza Topping

What is your favorite topping to put on pizza? Why do you like it?



onions



peppers



pepperoni



cheese



mushrooms



pineapple

My very favorite pizza topping is

pepperoni. It is so yummy. I like it

when I eat it. The

edges

a little spicy. That's why I love it!

☐ I wrote my opinion about pizza toppings. ☐ I used punctuation.  
☐ I wrote reasons for my opinion. ☐ I used capitals.

Students can see the expectations

Informational, opinion, and narrative rubrics included

**VISUAL RUBRIC**



**I can state my opinion.**



Turtles  
My favorite animal  
is a turtle.

**I can write a topic sentence.**

Goals written in  
student-friendly  
language

**I can write facts about my topic.**



One phase of the  
moon is the Full Moon.  
It is big and round.


**I use spaces between my words.**



I saw the man  
walking his dog in  
the park yesterday.

Example of  
goal shown on  
each poster

**I can write my writing.**



The line for the  
roller coaster was  
long.

40 different writing  
goal posters included  
**to support my opinion.**



Baseball is the best  
sport. You get to use  
a special glove and bat.

**GOAL POSTERS**



# WRITING GOALS INCLUDED

Writing Goal	Genre	Writing Process Step	Page #
I can state my opinion	Opinion	Draft	3
I can write a topic sentence.	Opinion, Informational	Draft	4
I can write facts about my topic.	Informational	Draft	5
I use spaces between my words.	All	Draft, Edit	6
I reread my writing.	All	Revise, Edit	7
I can write reasons to support my opinion	Opinion	Draft	8
I can use capital letters appropriately.	All	Edit	9
I can use punctuation marks correctly.	All	Edit	10
I can use linking words to connect my ideas.	All	Draft, Revise	11
I can write about one event.	Narrative	Draft	12
I can write a beginning, middle, and end.	Narrative	Draft	13
I can use details to describe an event.	Narrative	Draft, Revise	14
I can write in complete sentences.	All	Draft, Edit	15
I can think of an idea and write about it.	All	Prewrite	16
I can plan my ideas on paper with drawings and words.	All	Prewrite	17
I can use my best guess to spell difficult words.	All	Draft	18
I can keep working on my writing for a long time.	All	All	19

I can write for different
I can use many details

Writing Goal	Genre	Writing Process Step	Page #
I can make my writing better by revising.	All	Revise	22
I can write true facts in my informational text.	Informational	Draft	23
I can write a conclusion at the end of my text	All	Draft	24
I can work with a partner to revise my writing.	All	Revise	25
I can use interesting words in my writing.	All	Revise	26
I can organize my writing in a way that makes sense.	All	Draft	27
I can use dialogue for the characters in my story.	Narrative	Draft	28
I can expand my sentences to add more details.	All	Revise	29
I can write an introduction to hook my reader.	All	Draft	30
I can add illustrations to my story that help the reader.	All	Publish	31
I can think about the reader and what they want to know.	All	Prewrite	32
I can write like an author would.	All	Draft, Revise	33
I can use facts, definitions, and examples in my writing.	Informational, Opinion	Draft	34
I can create text features to help the reader understand.	Informational	Publish	35
I can publish my writing and make it look professional.	All	Publish	36
I can think of a question I want to know the answer to.	Informational	Prewrite	37
I can find information to answer my question.	Informational	Prewrite	38
I can choose a topic I am interested in and write about it.	Informational, Opinion	Prewrite	39
I can write information I learn in my own words.	Informational	Draft	40
I can share my writing with others.	All	Publish	41



## WRITING PROCESS

Giant pencil poster to display

### PRE-WRITE

I can brainstorm and organize my ideas.

### DRAFT

I can use my ideas to write sentences.

### REVISE

I can reread and improve my draft.

### EDIT

I can fix spelling and punctuation mistakes.


### PUBLISH

I can make a final copy of my writing.

## Narrative Writing

### Treasure Map

Write a story about finding a treasure map and looking for the treasure.



One day I found a treasure map in my attic. I looked for it.

Write your story here.

I wrote about one thing.

I wrote a beginning, middle and end.

Individual student bookmarks

Color & black and white versions included

Editable student name cards for clips

# WRITING PROCESS



This bulletin board pack is the perfect complement to my monthly writing prompts!

# WRITING PAGES THE BUNDLE

Name Molly

Informational

## Sports

The new student would like to learn all about sports. Write a report about sports.

Team	No Team	
		
		
		
		
		
		

There are lots of types of sports. Sports are fun to play. Some sports you need a team and some you play by yourself. Team sports are soccer, volleyball, football, and baseball. You don't need a team for bowling or golf. There are different balls or things to use for each sport. To play soccer, you need a ball and goals. To win the game you have to kick the ball into the goal.

- |   |  |
|---|--|
| <input checked="" type="checkbox"/> I wrote a topic.        | <input checked="" type="checkbox"/> I reread my writing.   |
| <input checked="" type="checkbox"/> I wrote facts about     | <input checked="" type="checkbox"/> I used capitals and    |
| <input checked="" type="checkbox"/> I used linking words to | <input checked="" type="checkbox"/> punctuation correctly. |

PLANNING PAGES  
INCLUDED

DIGITAL & PRINT

VARIETY OF  
TEMPLATES

Name Geese

## Sports

The new student would like to learn all about sports. Write a report about sports.

There are lots of types of sports. Sports are fun to play. Some sports you need a team and some you play by yourself. Team sports are soccer, volleyball, football, and baseball. You don't need a team for bowling or golf. There are different balls or things to use for each sport. To play soccer, you need a ball and goals. To win the game you have to kick the ball into

- |  |                                     |
|--|-------------------------------------|
| <input checked="" type="checkbox"/> I wrote a topic sentence.                  | <input checked="" type="checkbox"/> |
| <input checked="" type="checkbox"/> I wrote facts about sports.                | <input checked="" type="checkbox"/> |
| <input checked="" type="checkbox"/> I used linking words to connect ideas.     | <input checked="" type="checkbox"/> |
| <input checked="" type="checkbox"/> I reread my writing.                       | <input checked="" type="checkbox"/> |
| <input checked="" type="checkbox"/> I used capitals and punctuation correctly. | <input checked="" type="checkbox"/> |

200 WRITING PROMPTS!

1<sup>ST</sup> AND 2<sup>ND</sup> GRADES!

# Thank you for your purchase!

## Terms of Use

©Lucky Little Learners, LLC 2013 By purchasing and/or downloading this electronic file, you agree to the terms of use stated below. For personal use/single classroom use only. No part of this document may be copied, sold or edited without the direct permission from the author. Violations are subject to the penalties of the Digital Millennium Act. To purchase additional sharing licenses, please visit my store. All contents of this document are under copyright protection including all text, graphics, content, and fonts. All graphics and fonts are also protected by copyright from their original author/artist. For any questions, you can contact us at [customerservice@luckylittlelearners.com](mailto:customerservice@luckylittlelearners.com)

## About the Author

Angie Olson has many years of classroom experience teaching grades kindergarten, first, and second grade. She earned her master's degree in mathematics and has presented for a variety of conferences at the national, state, and local levels. Over the years, Angie has employed teachers to help with Lucky Little Learners. She is proud of her talented team who strives to support the teaching community with her. Lucky Little Learners has created over 400 resources and is one of the top primary sellers on Teachers Pay Teachers.



## Let's Connect



Website

Facebook Page

Facebook Group

Instagram

Hey! Did you know that we help teachers by sending Sunday freebies and teacher tips?

**Click the button below to get connected!**

Email Freebies

