

TWO'S DAY

Perfect for February 2nd or 22nd



**KEEP SCROLLING TO TAKE A
LOOK INSIDE THIS RESOURCE!**

Why?

TWO'S DAY

ACTIVITY PACK

This pack of activities themed around the number 2 is perfect for a 2nd grade celebration! Join the Lucky 2nd Grade Teacher community in celebrating on February 2 or February 22 with your students.

Want a unique celebration for 2nd grade?

100th day is celebrated in kindergarten and 1st grade... but they don't do Two's Day!

1

3

2

Looking for math, ELA, art, STEM, or morning work?

This pack includes options for each part of the school day! Use as many activities as you'd like.

Need activities that are no-prep or low-prep?

Most of the activities included are zero prep – just print and go! Don't waste hours scrolling Pinterest for ideas - we have it all here!



PERFECT FOR...

Morning work



Math lesson & centers



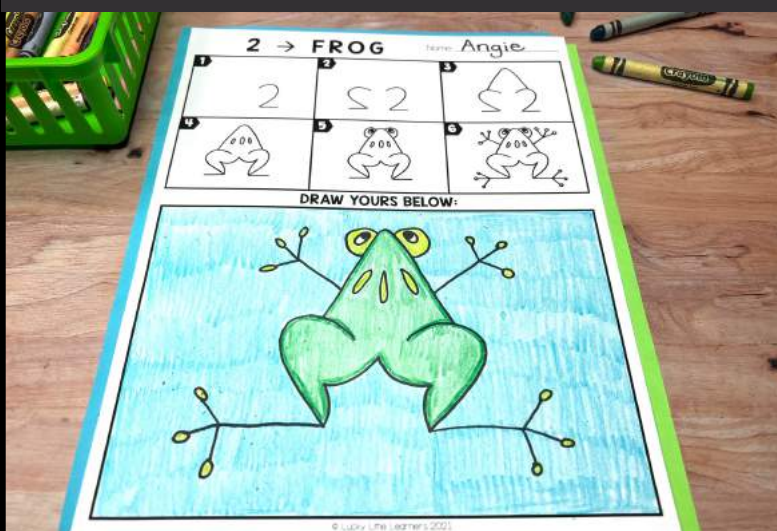
Literacy centers



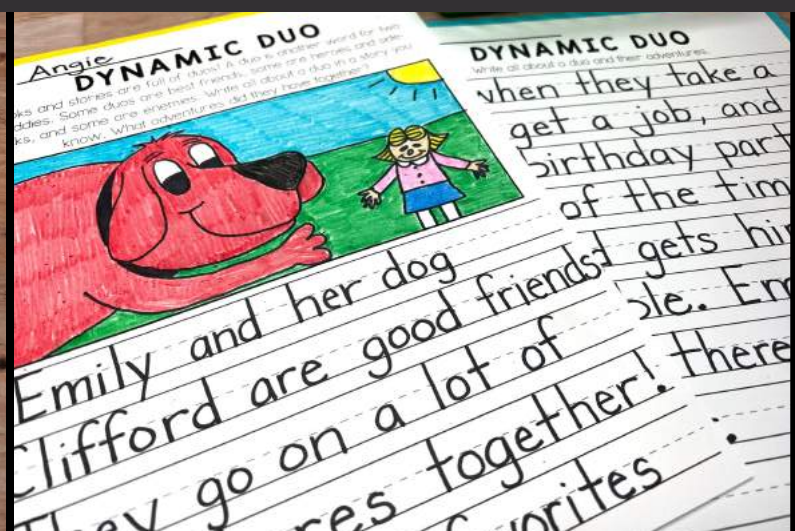
STEM



Art



Writing



TWO'S DAY SCHEDULE

Morning work	<ul style="list-style-type: none">• Two's Day crown• I Spy Twos hidden picture
Reading Lesson	<ul style="list-style-type: none">• Read aloud: Tuesday by David Wiesner• Comprehension questions• Sequencing• Magical Tuesday prompt
Small Groups	<ul style="list-style-type: none">• Two syllable words partner game• Tuesday reading passage• Double bubble compare and contrast
Literacy Centers	<ul style="list-style-type: none">• Double Meanings center• Famous Pairs word search• Compound words activity• Twos jokes handwriting page• Double consonant center
Brain Breaks	<ul style="list-style-type: none">• Brain break bingo
Math Lesson	<ul style="list-style-type: none">• Two-digit add & subtract double scoops• Double Decker addition
Math Centers	<ul style="list-style-type: none">• Doubles dice game• Skip counting by 2's maze• Shoot for Two basketball graphing• Two-tally Colorful• Seeing Double pattern blocks• Mystery 120 chart• Times 2
STEAM	<ul style="list-style-type: none">• Tinker Tuesday• Tech Tuesday• Double Doodles• Number 2 animals
Writing	<ul style="list-style-type: none">• Twenty Years prompt• Dynamic Duos prompt
Other	<ul style="list-style-type: none">• Brag Tags & lanyards

ACTIVITY CLOSE-UP



Fun activities focused
on the number 2

Name _____

I SPY TWOS

Directions: A pair is a set of two! Find and color each pair.

Easy to
understand
directions

High quality
clip-art &
kid-friendly
fonts

Balance of "just
for fun" and
academic
activities

Answer keys
included

Variety of
independent &
partner/group
activities

FIND THE PAIRS:

- ☐ socks
- ☐ shoes
- ☐ boots
- ☐ mittens
- ☐ gloves
- ☐ earrings
- ☐ eyes
- ☐ wings
- ☐ skates
- ☐ footprints
- ☐ chopsticks
- ☐ crutches
- ☐ speakers
- ☐ high heels

Appropriate
skill-level for 2nd
grade



s as needed

2 2 2 2 2 2 2 2 2
2 2 2 2 2 2 2 2 2
2 2 2 2 2 2 2 2 2



MATH ACTIVITIES



Name: _____

SHOOT FOR TWO

Directions: Take turns shooting baskets until you have each had 10 turns. Mark a tally for each basket made. Use the tally chart to make the graph to see how many points each player gets. Each basket is worth 2 points.

TALLY CHART	
Player 1	
Player 2	

20		
18		
16		
14		
12		
10		
8		
6		
4		
2		
	Player 1	Player 2

1. Who made the most baskets?
Player 1 _____ Player 2 _____
2. What was Player 1's score? _____
3. What was Player 2's score? _____
4. How many baskets did the players make in all? _____
5. Write a question that could be answered by the graph or tally chart.

© Lucky Life Learners 2021

Name: _____

DOUBLE IT UP

A PARTNER GAME

Directions: Roll a 10 sided die. Double the number. Color the sum. Take turns. If the space you need is not available you miss that turn. The player with the most squares colored when the board is full wins.

18	10	6	0	8	2	12	4
14							
6							
10							
2							

Name: _____

DOUBLE IT UP

A PARTNER GAME

Directions: Roll a die. Double the number. Color the sum. Take turns. If the space you need is not available you miss that turn. The player with the most squares colored when the board is full wins.

12	10	6	2	8	4	10
8	6	12	4	2	10	6
2	10	4	6	8	12	4
10	8	12	2	4	6	12
4	6	10	8	12	2	8

© Lucky Life Learners 2021

Directions: Use pattern blocks to build the number 222. Count how many of each shape you used. Add to find out how many pattern blocks you used in all.

Name: _____

						TOTAL BLOCKS

© Lucky Life Learners 2021

						TOTAL BLOCKS

© Lucky Life Learners 2021

Directions: Use pattern blocks to build the colored shape. Then build a reflection of the shape. Count and add to find the total number of pattern blocks used.

Name: _____

Seeing Double

						TOTAL BLOCKS

© Lucky Life Learners 2021

						TOTAL BLOCKS

© Lucky Life Learners 2021

MATH PAGES




Name _____

Doubles Addition

DOUBLE SCOOP DOUBLE DIGITS

Directions: Subtract the bottom from the top. Find and glue the difference.



① $44 + 44$ ② $26 + 26$ ③ $58 + 58$ ④ $77 + 77$

⑤ $31 + 31$ ⑥ $11 + 11$ ⑦ $88 + 88$ ⑧ $20 + 20$



TWO-TALLY COLORFUL

Directions: Solve the math equations. Use the color code to color. Answer the questions.

BLACK = 2 YELLOW = 12 ORANGE = 20 RED = 22

SOLVE:

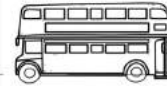
- How many 2's can you find on this page? _____
- Write and solve another math equation using 2's: _____

TRY THIS MATH TRICK!

- Think of a number: _____
- Multiply it by 3: _____
- Add 6: _____
- Divide by 3: _____
- Subtract the number in step 1 from the number in step 4: _____

DOUBLE SCOOP DOUBLE DIGITS

Directions: Subtract the bottom from the top. Find and glue the sum.



51	33	45	39
42	36	48	30

SKIP COUNTING

Directions: Help the tooth fairy get to the lost tooth. Skip to complete the maze. Color in the squares as you count.

2	50	14	20	40	54	4
52	4	16	28	30	32	60
8	6	10	26	8	34	42
10	20	46	24	80	36	66
12	48	11	22	12	38	24
14	16	18	20	80	40	70
76	64	34	74	62	42	6
68	52	50	48	46	44	22
26	54	56	2	72	28	78
12	38	58	60	62	64	66

TIMES TWO

Directions: Solve each problem below. Use the picture to help count groups of 2.

2 x 2 = _____ 3 x 2 = _____ 6 x 2 = _____

5 x 2 = _____ 8 x 2 = _____ 4 x 2 = _____

7 x 2 = _____ 1 x 2 = _____ 9 x 2 = _____

Multiplication

Color by Number

DAY COLOR BY NUMBER

Directions: Color the empty chart to show 1-120. When finished, color using the key.

15	YELLOW: 1, 2, 5, 6, 9, 10, 11, 13, 14, 16, 18-23, 25, 26, 29-32, 34-37, 39, 40, 41, 46, 49-60, 68, 72, 75, 82, 87, 89, 92, 95, 97, 99, 100, 105, 107, 109, 111-120	BLUE: 64-66, 74, 76, 84-86, 94, 96, 104, 106	PURPLE: 67, 69, 77-79, 88, 98, 108	PINK: 70, 80, 90, 110
3				9
	15			
			28	
		36		
44				50
			57	
				79
	85			
			108	
114				120

LITERACY CENTERS



DOUBLE CONSONANTS POPSICLE MATCHING

I. Find the word that matches each picture.

2. Write each word on the record sheet. Underline the double consonants.

DOUBLE CONSONANTS POPSICLE MATCHING

Name _____

Directions: Write the word on each popsicle. Underline the double consonants.

1. _____ 2. _____ 3. _____ 4. _____ 5. _____

6. _____ 7. _____ 8. _____ 9. _____ 10. _____

11. _____ 12. _____ 13. _____ 14. _____ 15. _____

16. _____ 17. _____

COMPOUND WORD TASK CARDS

1. Match the two words to the picture.

2. Write each compound word on the record sheet.

COMPOUND WORDS TASK CARDS

Name _____

Directions: Write the compound word that matches each picture.

A	B	C	D
E	F	G	H
I	J	K	L
M	N	O	P
Q	R	S	T
U	V	W	X

rain drop news paper

earth worm sail boat

star fish foot ball

HOMOPHONES DOUBLE MEANINGS

1. Look at each picture. Choose the word that completes the sentence.

2. Write your answer on the record sheet.

HOMOPHONES DOUBLE MEANINGS

Name _____

Directions: Choose the word to complete the sentence on the card and write it below.

1. _____ 2. _____ 3. _____ 4. _____

5. _____ 6. _____ 7. _____ 8. _____

9. _____ 10. _____ 11. _____ 12. _____

13. _____ 14. _____ 15. _____ 16. _____

17. _____ 18. _____

The store had a _____ on candy.
sail sale

I _____ I'll do well on the test.
no know

My brother _____ his bike to school.
rode road

I ate the _____ pizza by myself.
whole hole

We like to look at the stars at _____.
knight night

Jill got a _____ of cozy socks for her birthday.
pair pear

The _____ flew through the sky.
plain plane

his little sister _____
read red

Who flew on the	Where did the	TUESDAY CO
	the lily	



How did the frogs get into the	What is unusual	What do you think the man in the
-----------------------------------	-----------------	-------------------------------------







SDAY COMPREHENSION QUESTIONS

What is similar between the frogs and the pigs?	Do you think the police will solve the mystery?	What is different between the frogs and the pigs?
Why do you think the author didn't use many words for the story?	Where would you go if you were the frogs?	What do you think is going to happen on Wednesday?
Why didn't the frogs stop flying?	Why aren't the other animals in the story flying?	What events in the story could happen in real life?







Directions: Read each event. Cut and glue them in the correct order. Draw a picture for each event.

1	2	3
4	5	6

Directions: Draw and write about the magical events that would happen on your Tuesday.

 <hr/> <hr/> <hr/>	 <hr/> <hr/> <hr/>	 <hr/> <hr/> <hr/>
 <hr/> <hr/> <hr/>	 <hr/> <hr/> <hr/>	 <hr/> <hr/> <hr/>

Directions: Draw and write about the magical events that would happen on your Tuesday.

 <div style="border: 1px solid black; width: 100px; height: 40px; display: flex; align-items: center; justify-content: center;"> : </div> <div style="display: flex; justify-content: space-between; width: 100px;"> A.M. P.M. </div>	 <div style="border: 1px solid black; width: 100px; height: 40px; display: flex; align-items: center; justify-content: center;"> : </div> <div style="display: flex; justify-content: space-between; width: 100px;"> A.M. P.M. </div>	 <div style="border: 1px solid black; width: 100px; height: 40px; display: flex; align-items: center; justify-content: center;"> : </div> <div style="display: flex; justify-content: space-between; width: 100px;"> A.M. P.M. </div>
 <div style="border: 1px solid black; width: 100px; height: 40px; display: flex; align-items: center; justify-content: center;"> : </div> <div style="display: flex; justify-content: space-between; width: 100px;"> A.M. P.M. </div>	 <div style="border: 1px solid black; width: 100px; height: 40px; display: flex; align-items: center; justify-content: center;"> : </div> <div style="display: flex; justify-content: space-between; width: 100px;"> A.M. P.M. </div>	 <div style="border: 1px solid black; width: 100px; height: 40px; display: flex; align-items: center; justify-content: center;"> : </div> <div style="display: flex; justify-content: space-between; width: 100px;"> A.M. P.M. </div>

ctions: Draw and write about the magical events that would happen on your Tuesday.

[illegible]


LITERACY PAGES



TWO SYLLABLE WORDS

Directions: Each player chooses a color. Take turns. On your turn: choose a circle, read the word, and color the circle with your color. Try to get four in a row!

began	belong	decent	depend	frozen	hotel	donut
hero	student	shaken	ripen	refund	open	tiger
begin	bonus	defend	even	item	minus	pilot
vacant	spoken	rodent	request	protect	moment	paper
begun	broken	demand	event	hero	motel	icon
unit	silent	robot	relax	pretend	music	humid



Player 1:



RED

Player 2:



YELLOW

OPEN SYLLABLES

DOUBLE BUBBLE

Name _____

Directions: Write a topic, story, character, or object in each large circle. Write similarities in the three middle circles. Write differences on the three outside circles for each topic.

WORDS

On your turn: choose a circle, try to get four in a row!

absent	planet	handbag
expect	polish	itself
insect	rabbit	zigzag

Player 1:



RED

Player 2:



YELLOW

CLOSED SYLLABLES

contest	hello	finish	sunlit	object	insist	nutmeg
mitten	magnet	rocket	helmet	ostrich	kitten	comet
upset	picnic	seven	napkin	plastic	mustang	admit

© Lucky Life Learners 2021

2

Name _____

JOKE OF THE DAY

Warm up. Trace and write.

2 2 2 2 2 2

Tuesday

Trace it.

What do you call a Tuesday

for people who forget to

set their alarm clock?


Snooze-day!

Practice it.

Check your work.

- ☐ Capital letters
- ☐ Lowercase letters

- ☐ Spaces
- ☐ Punctuation
- ☐ Read it aloud




© Lucky Life Learners

Check your work.

- ☐ Capital letters
- ☐ Lowercase letters

- ☐ Spaces
- ☐ Punctuation
- ☐ Read it aloud



© Lucky Life Learners

Name _____

Tuesday

Tuesday is one of the seven days of the week. It is between Monday and Wednesday. In English, the name Tuesday comes from the word Tiv's Day. Tiv was a Norse god. In some Greek and Spanish cultures, Tuesday is thought of as an unlucky day. Some other cultures think of Tuesday as an extra lucky day.

There are special Tuesdays around the world. In the United States, elections are held on a Tuesday. In Australia, a famous horse race called the Melbourne Cup happens on a Tuesday in November. Christians honor Shrove Tuesday each spring before they fast for 40 days. Shrove Tuesday is also called Pancake Day or Fat Tuesday.

Some people have Tuesday traditions that happen often. One tradition is "Taco Tuesday." This tradition was started in 1989 at a restaurant called Taco John's. A university in Sweden has a tradition to scream every Tuesday night. Everyone can scream as loud as they want! Do you have a Tuesday tradition?

Fluency Tracker	1 st Read	2 nd Read	3 rd Read
Accuracy			
Words Per Minute			

© Lucky Life Learners 2021

13
22
35
43
51
57
67
78
88
95
104
111
120
129
139
148
158
162

days of the week is
ay between?

is a Tuesday tradition
ome people have?

does the name
ay come from?



a taco



a Norse god

© Lucky Life Learners 2021

WRITING PROMPTS



Name _____
IN TWENTY YEARS...
Write all about what your life will be like 20 years from now.

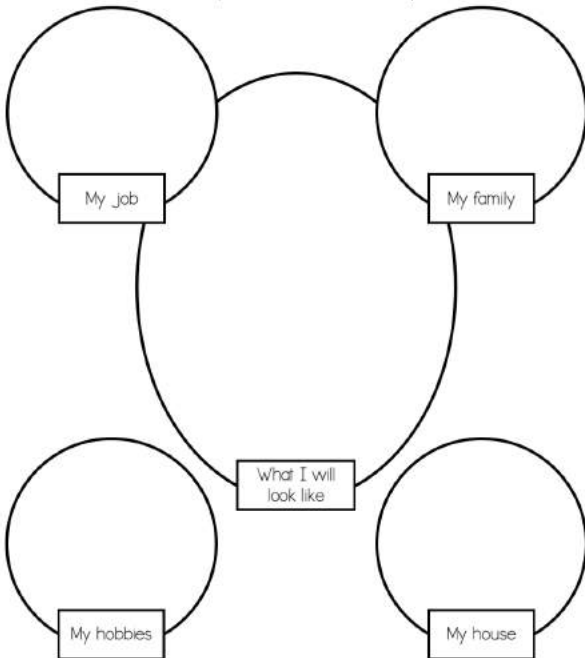
Blank writing area for the 'IN TWENTY YEARS...' prompt.

Name _____
IN TWENTY YEARS...
Write all about what your life will be like 20 years from now.

IN TWENTY YEARS...
Write all about what your life will be like 20 years from now.

Blank writing area for the 'IN TWENTY YEARS...' prompt.

Name _____
IN TWENTY YEARS...
Write all about what your life will be like 20 years from now.



©Lucky Life Learners 2021

©Lucky Life Learners 2021

©Lucky Life Learners 2021

©Lucky Life Learners 2021

Name _____
DYNAMIC DUO
Books and stories are full of duos! A duo is another word for two buddies. Some duos are best friends, some are heroes and side-kicks, and some are enemies. Write all about a duo in a story you know. What adventures did they have together?

Blank writing area for the 'DYNAMIC DUO' prompt.

©Lucky Life Learners 2021

Name _____
DYNAMIC DUO
A duo is another word for two best friends, some are heroes and side-kicks. Write all about a duo in a story you know. What adventures did they have together?

Blank writing area for the 'DYNAMIC DUO' prompt.

©Lucky Life Learners 2021

Name _____
DYNAMIC DUO
A duo is another word for two best friends, some are heroes and side-kicks. Write all about a duo in a story you know. What adventures did they have together?

Blank writing area for the 'DYNAMIC DUO' prompt.

©Lucky Life Learners 2021

©Lucky Life Learners 2021

STEAM



20 → CAT Name _____

1 20	2 20	3 20

2 → RAT Name _____

2	2	2

2 → FROG Name _____

1 2	2 2	3 2
4 2	5 2	6 2

2 → CAT Name _____

1 2	2 2	3 2

2 → RAT Name _____

2	2	2

2 → RAT Name _____

2	2	2

DRAW YOURS BELOW:

DRAW YOURS BELOW:

DRAW YOURS BELOW:

© Lucky Life Learners 2021

© Lucky Life Learners 2021

© Lucky Life Learners 2021

Name: _____

NOT THE NUMBER 2

Directions: Draw lines and color to change the 2 into something else.



Name: _____

DOUBLE DOODLE

Directions: With a different colored marker, crayon, or pencil, create a mirror image drawing.

Name: _____

TECH TWOS DAY

Directions: Find each item below. Use a camera on your device to take a photo or video of each item.

 A pair of something	 Something grouped in 2s	 Domino or dice doubles
 Tuesday on a calendar	 The number 2 in a book	 Twins or two siblings
 A word with 2 meanings	 A 2-digit number	 A kid who can count to 200
 A word with 2 syllables	 A clock showing 2:22	 A grade 2 classroom sign

© Lucky Life Learners 2021

© Lucky Life Learners 2021

Thank you for your purchase!

Terms of Use

©Lucky Little Learners, LLC 2013 By purchasing and/or downloading this electronic file, you agree to the terms of use stated below. For personal use/single classroom use only. No part of this document may be copied, sold or edited without the direct permission from the author. Violations are subject to the penalties of the Digital Millennium Act. To purchase additional sharing licenses, please visit my store. All contents of this document are under copyright protection including all text, graphics, content, and fonts. All graphics and fonts are also protected by copyright from their original author/artist. For any questions, you can contact us at customerservice@luckylittlelearners.com

About the Author

Angie Olson has many years of classroom experience teaching grades kindergarten, first, and second grade. She earned her master's degree in mathematics and has presented for a variety of conferences at the national, state, and local levels. Over the years, Angie has employed teachers to help with Lucky Little Learners. She is proud of her talented team who strives to support the teaching community with her. Lucky Little Learners has created over 400 resources and is one of the top primary sellers on Teachers Pay Teachers.



Let's Connect



Website

Facebook Page

Facebook Group

Instagram

Hey! Did you know that we help teachers by sending Sunday freebies and teacher tips?

Click the button below to get connected!

Email Freebies

