

OCTOBER

MATH CENTERS

PAGE #

| | |
|---------|---|
| 2-7 | Doubles & Doubles +1 Skeleton Puzzles (full color) |
| 8-13 | Subtraction Within 18 Mummy Puzzles (full color) |
| 14-20 | Number Bonds Pumpkin Numbers (full color) |
| 21-30 | Skip Counting Spooky Numbers (full color) |
| 31-37 | Addition Story Problems Candy Corn Math (full color) |
| 38-45 | Place Value Base Ten Blocks Match (full color) |
| 46-50 | Number Order Line Em' Up (full color) |
| 51-56 | Hundreds, Tens, and Ones Pumpkin Matching (full color) |
| 57-64 | Value of Underlined Digit Candy Corn Digits (full color) |
| 65-72 | Counting Coins Money Clip Cards (full color) |
| 73-78 | Doubles & Doubles +1 Skeleton Puzzles (black & white) |
| | Subtraction Within 18 Mummy Puzzles (black & white) |
| | Number Bonds Pumpkin Numbers (black & white) |
| | Skip Counting Spooky Numbers (black & white) |
| | Addition Story Problems Candy Corn Math (black & white) |
| | Place Value Base Ten Blocks Match (black & white) |
| | Number Order Line Em' Up (black & white) |
| | Hundreds, Tens, and Ones Pumpkin Matching (black & white) |
| | Value of Underlined Digit Candy Corn Digits (black & white) |
| | Counting Coins Money Clip Cards (black & white) |
| 136-143 | Counting Coins Money Clip Cards (black & white) |

ANSWER
KEYS
INCLUDED!

DOUBLES & DOUBLES +1 SKELETON PUZZLES

Directions: Write the addition sentence with the answer from each skeleton puzzle in the correct box below.

| | | | |
|------------|------------|------------|------------|
| A $2+2=4$ | B $1+1=2$ | C $4+5=9$ | D $3+4=7$ |
| E $5+5=10$ | F $6+7=13$ | G $8+8=16$ | H $1+2=3$ |
| I $3+3=6$ | J $6+6=12$ | K $7+8=15$ | L $9+9=18$ |
| M $2+3=5$ | N $4+4=8$ | O $5+6=11$ | P $7+7=14$ |
| Q $8+9=17$ | R $2+1=3$ | S $3+2=5$ | T $9+8=17$ |
| U $6+5=11$ | V $4+3=7$ | W $8+7=15$ | X $5+4=9$ |


LUCKY LITTLE LEOPARDS


DOUBLES & DOUBLES +1 SKELTON PUZZLES


1. Choose an addition sentence
2. Solve (use counters if needed)
3. Find the correct answer to complete the puzzle
4. Write the answer on the recording sheet



BLACK
AND
WHITE
CENTERS
INCLUDED!

H  $1+2=3$

J  $6+6=12$

L  $9+9=18$


A  $4+5=9$


C  $4+5=9$


E  $5+5=10$

D  $5+5=10$

F  $8+9=17$

 $4+4=8$

 $7+7=14$

 $2+1=3$

S  $3+2=5$

T  $9+8=17$

U  $6+5=11$

V  $4+3=7$

W  $8+7=15$

X  $5+4=9$


DOUBLES & DOUBLES +1 SKELTON PUZZLES

Directions: Write the addition sentence with the answer from each skeleton puzzle in the correct boxes below.

| | | | |
|---|---|---|---|
| A | B | C | D |
| E | F | G | H |
| I | J | K | L |
| M | N | O | P |
| Q | R | S | T |
| U | V | W | X |

SUBTRACTION WITHIN 18

MUMMY PUZZLES

1. Choose a subtraction sentence
 2. Solve (use counters if needed)
 3. Find the correct answer to complete the puzzle
- Write the answer on the recording sheet
- 



**BLACK
AND
WHITE
CENTERS
INCLUDED!**

SUBTRACTION WITHIN 18

MUMMY PUZZLES

Directions: Write the subtraction sentence with the answer from each mummy puzzle in the correct boxes below.

| | | | |
|---|---|---|---|
| A | B | C | D |
| E | F | G | H |
| I | J | K | L |
| M | N | O | P |
| Q | R | S | T |
| U | V | W | X |

What is the missing number?

What is the missing number?

What is the missing number?


What is the missing number?

NUMBER BONDS

PUMPKIN NUMBERS

1. Draw a card
2. Figure out the missing part in the number bond
3. Write the completed number bond on the recording sheet.

BLACK
AND
WHITE
CENTERS
INCLUDED!



What is the missing number?



What is the missing number?



What is the missing number?



What is the missing number?



What is the missing number?



What is the missing number?



NUMBER BONDS

PUMPKIN NUMBERS

Name _____

Directions: Write the completed number bond in the matching box below.

| | | | | |
|---|---|---|---|---|
| A | B | C | D | E |
| F | G | H | I | J |
| K | L | M | N | O |
| P | Q | R | S | T |

SKIP COUNTING SPOOKY NUMBERS

1. Choose a number strip
2. Determine the skip counting pattern
3. Find the missing number and place it in the correct spot
4. Write the answers on the recording sheet



BLACK
AND
WHITE
CENTERS
INCLUDED!

SKIP COUNTING SPOOKY NUMBERS

Directions: Write the complete number sequence in the correct box below

| | |
|---|---|
| A | J |
| B | K |
| C | L |
| D | M |
| E | N |
| F | O |
| G | P |
| H | Q |
| I | R |

6 38 40

66 69

80 85 90

ADDITION STORY PROBLEMS

OCTOBER MATH

1. Draw a card
2. Read the story problem
3. Determine the sum- use a marker board or piece of paper to help you solve
4. Write your answer on the recording sheet



**BLACK
AND
WHITE
CENTERS
INCLUDED!**

B Emily carved 5 stars and 6 hearts in her pumpkin. How many shapes did she carve in her pumpkin?

D Frankenstein had 2 bolts in his head. He had 6 bolts at home. How many bolts all together?

J The big monster had 9 legs. The little monster also had 9 legs. How many legs did the monsters have?

G My mom put 3 pumpkins on the top step and 4 pumpkins on the bottom step. How many pumpkins are on the steps?

R The mummy had 3 bandages around his head and 8 around his belly. How many bandages did he have so far?

M I read 4 pumpkin stories and 5 monster stories. How many Halloween stories did I read?

N My pumpkin has 8 eyes. How many eyes are on my face?

S The 6th row has 8 rows. How many rows are there?

O My mom let us go to 7 houses on our street and 7 houses on my friend's street. How many houses did we go to for candy?

P We hung 4 spider webs on the porch and 4 spider webs on the porch. How many spider webs did we hang?

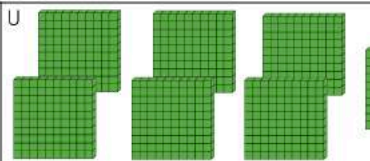
ADDITION STORY PROBLEMS Name _____

OCTOBER MATH

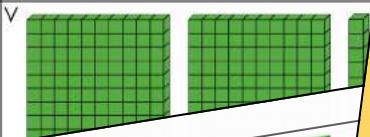
Directions: Write the addition problem with answer in the correct box below.

| | | | |
|---|---|---|---|
| A | B | C | D |
| E | F | G | H |
| I | J | K | L |
| M | N | O | P |
| Q | R | S | T |

785



255



809



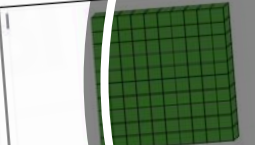
761



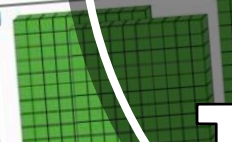
439



121



457



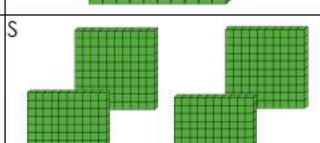
596



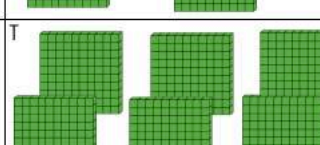
641



607




938



PLACE VALUE

BASE TEN BLOCKS MATCH

1. Draw a base ten block card
2. Figure out the total
3. Find the matching card that states the total
4. Write the answer on the recording sheet



BLACK
AND
WHITE
CENTERS
INCLUDED!

PLACE VALUE

BASE TEN BLOCKS MATCH

Directions: Write the value of the base ten blocks card and write it in the correct box below.

Name _____

| | | | |
|---|---|---|---|
| A | B | C | D |
| E | F | G | H |
| I | J | K | L |
| M | N | O | P |
| Q | R | S | T |
| U | V | W | X |

LINE EM' UP

1. Choose 4 cards
2. Put them in order from least to greatest
3. Write the 4 numbers in order on the recording sheet



**BLACK
AND
WHITE
CENTERS
INCLUDED!**

LINE EM' UP

LINE EM' UP

GREAT

GREATEST

27

30

72

56

47

10

95

LINE EM' UP

Name _____

Directions: Write the complete number sequence in the correct box below

[illegible]

LUCKY LITTLE LEATHERS

HUNDREDS, TENS AND ONES

PUMPKIN MATCHING

1. Grab a pumpkin card
2. Find the matching pumpkin card
3. Write the answer on the recording sheet



BLACK
AND
WHITE
CENTERS
INCLUDED!

HUNDREDS, TENS, & ONES



Name _____

Directions: Write the hundreds, tens, & ones for each matching pumpkin in the correct boxes below.

| | | | |
|---|---|---|---|
| A | B | C | D |
| E | F | G | H |
| I | J | K | L |
| M | N | O | P |
| Q | R | S | T |
| U | V | W | X |

VALUE OF UNDERLINED DIGIT

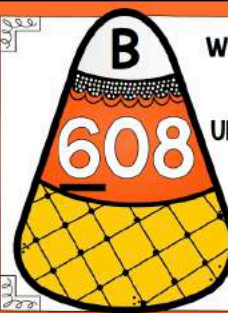
CANDY CORN DIGITS

1. Choose a card
2. Figure out the value of the underlined digit
3. Write the answer on the recording sheet



BLACK
AND
WHITE
CENTERS
INCLUDED!

WHAT IS THE
VALUE
OF THE
UNDERLINED
DIGIT?



WHAT IS THE
VALUE
OF THE
UNDERLINED
DIGIT?

THE
ED



WHAT IS THE
VALUE
OF THE
UNDERLINED
DIGIT?



WHAT IS THE
VALUE
OF THE
UNDERLINED
DIGIT?



WHAT IS THE
VALUE
OF THE
UNDERLINED
DIGIT?



WHAT IS THE
VALUE
OF THE
UNDERLINED
DIGIT?



WHAT IS THE
VALUE
OF THE
UNDERLINED
DIGIT?



WHAT IS THE
VALUE
OF THE
UNDERLINED
DIGIT?



VALUE OF UNDERLINED DIGITS

Name _____

CANDY CORN DIGITS

Directions: Write the value of the underlined digit in the correct box below.



| | | | |
|---|---|---|---|
| A | B | C | D |
| E | F | G | H |
| I | J | K | L |
| M | N | O | P |
| Q | R | S | T |
| U | V | W | X |

A What is the total?



25¢ 50¢ 75¢ 45¢

C What is the total?



D What is the total?



E What is the total?



25¢ 35¢ 20¢ 20¢

G What is the total?



20¢ 20¢

H What is the total?

50¢ 75¢ 30¢

K What is the total?

L What is the total?



20¢ 5¢ 50¢

U What is the total?



25¢ 40¢ 75¢ 55¢ 80¢

V What is the total?



W What is the total?



55¢ 60¢ 30¢ 20¢ 60¢

X What is the total?



COUNTING COINS MONEY CLIP CARDS

1. Choose a card
2. Add up the value of the coins
3. Use a clothespin or paperclip to clip the correct total
4. Write the answer on the recording sheet



BLACK
AND
WHITE
CENTERS
INCLUDED!

COUNTING COINS MONEY CLIP CARDS

Directions: Write the total sum of the coins in the correct box below.

| Name _____ | | | |
|------------|---|---|---|
| A | B | C | D |
| E | F | G | H |
| I | J | K | L |
| M | N | O | P |
| Q | R | S | T |
| U | V | W | X |