

# classroom LABELING

BASIC   
**BRIGHT**  
collection



**EDITABLE**  
folders, supplies, & more

© Lucky Little Learners

KEEP SCROLLING FOR A  
CLOSER LOOK!

# Why?

# Classroom LABELS

This classroom labeling set includes everything you need to get organized and stay organized!

This resource is customizable, aesthetically pleasing, and not overwhelming or overstimulating. It is easy to assemble and both teacher and kid-friendly!

**Need labels  
that fit your  
color scheme?**

The labels can be printed on any paper color(s) you wish! Brights, neutrals, pastels, etc.

1

2

3

**Looking for  
labels for  
everything?**

This pack includes labels for student folders, mailboxes, teacher binders and toolbox, supplies, and more!

**Want a pack of labels  
that you can edit?**

The labels included in this pack are editable! The fonts used are free, and you can type any wording you like. Many pre-made labels are included too.





# PERFECT FOR...

Student supplies



Teacher supplies



Getting organized



Creating systems



Math manipulatives



Language support



# LABELS



EDITABLE  
INCLUDED!

## - - - - - C O N T E N T S - - - - -

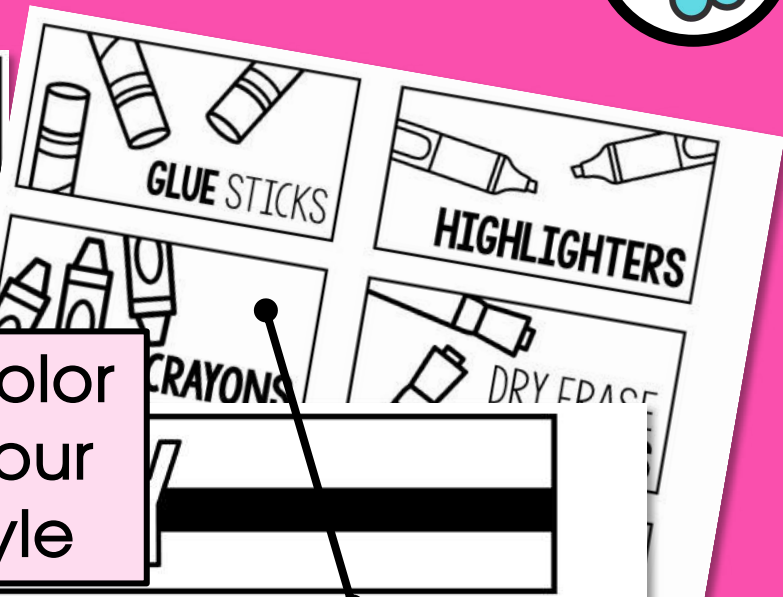
| COMPONENT                        | DETAILS  |
|----------------------------------|--|
| STUDENT FOLDER & NOTEBOOK LABELS | 30 designs – 2" x 4"<br>– use Avery labels                 |
| BINDER COVERS & BINDER SPINES    | 28 binder cover designs & 24 binder spines for 1" and 1.5" |
| TEACHER TOOLBOX LABELS           | 42 labels – large and small sizes                          |
| STUDENT MAILBOX LABELS           | Numbers or names, use 2" x 4" Avery labels                 |
| CLASSROOM SUPPLY LABELS          | 42 labels – 2.65" x 5.3"                                   |
| DRAWER TOWER LABELS              | 30 labels – 2.5" x 9.5"                                    |



# LABELS CLOSE-UP



Print on any color paper to fit your classroom style




Simple & appealing design

# AUGUST

## MATERIALS

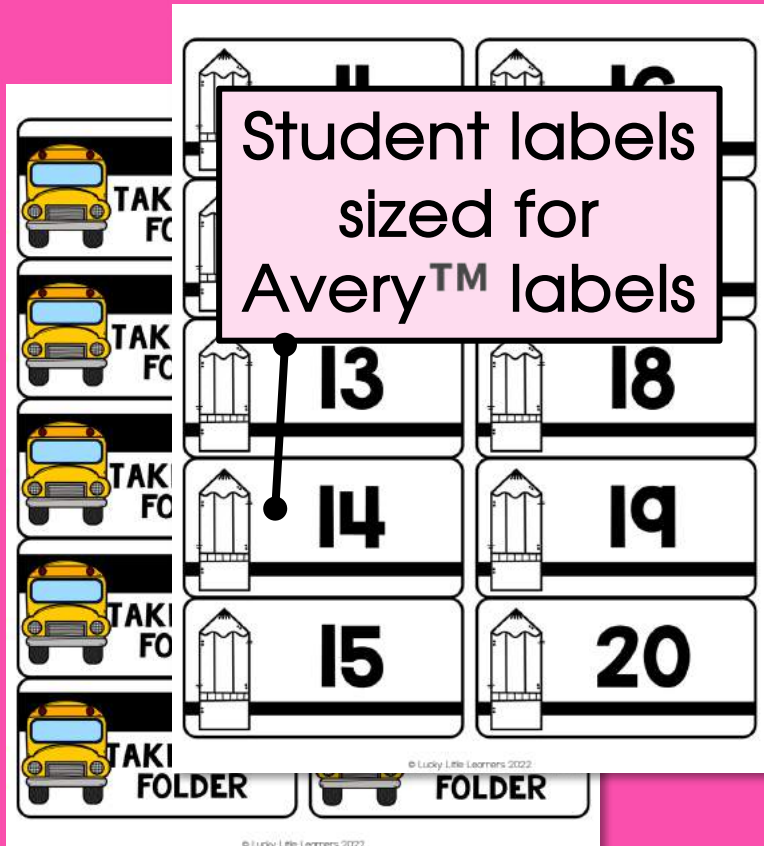
Editable versions of each label



# FILE

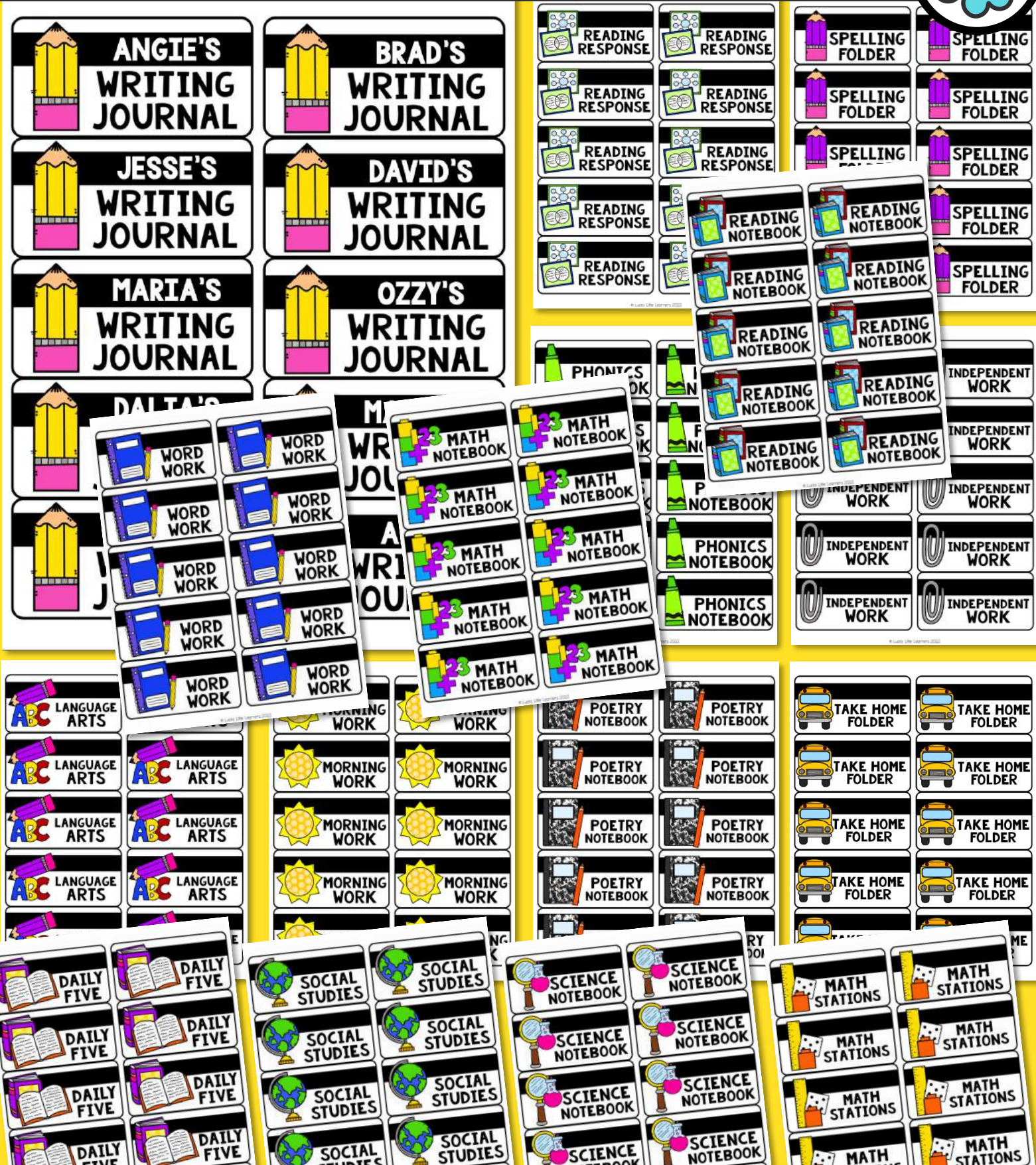
# GRADE

Student labels sized for Avery™ labels





# FOLDERS & NOTEBOOKS



30 designs – add student names – editable versions – print on 2" x 4" labels



# BINDER COVERS



**SCHOOL**  
DOCUMENTS



**ART**  
PROJECTS




**DECEMBER**  
MATERIALS



  
**LESSON PLANS**


**MATH**  
MATERIALS




**LESSON**  
PLANS



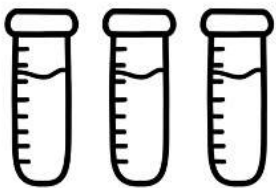
**INTERVENTION**  
RECORDS



**HOME**  
WORK




**SCIENCE**  
UNITS



**WEEKLY**  
PLANS



**DATA**  
BINDER



**READING**  
MATERIALS



**SOCIAL**  
STUDIES



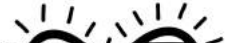
**STEAM**  
PROJECTS



**WRITING**  
LESSONS



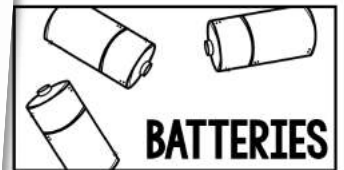


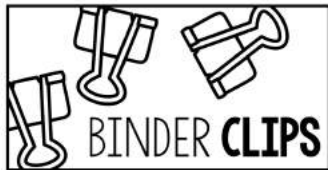



**SOCIAL**  
EMOTIONAL



**28 designs – editable versions –  
spine labels included for 1" & 1.5" binders**

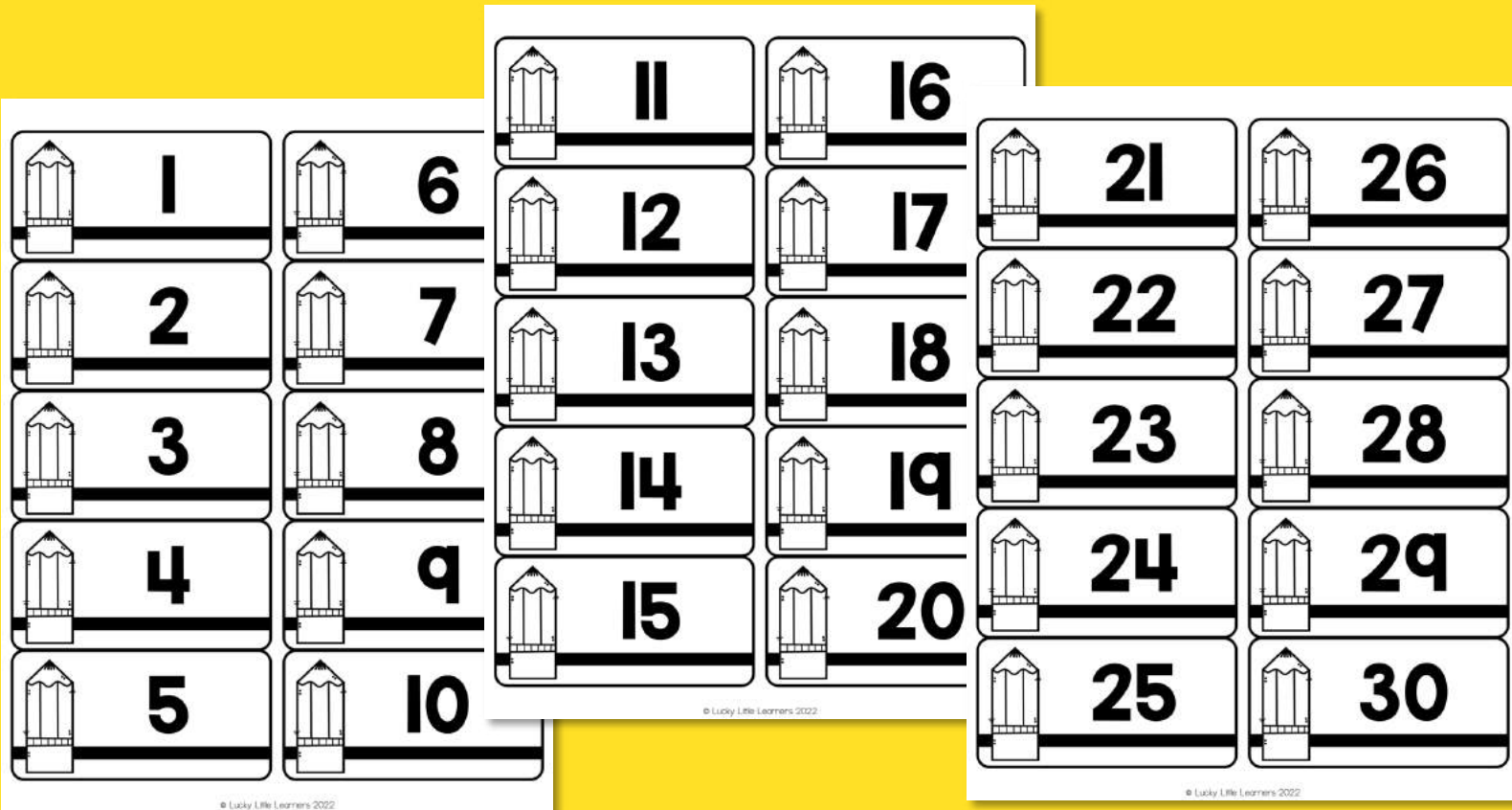
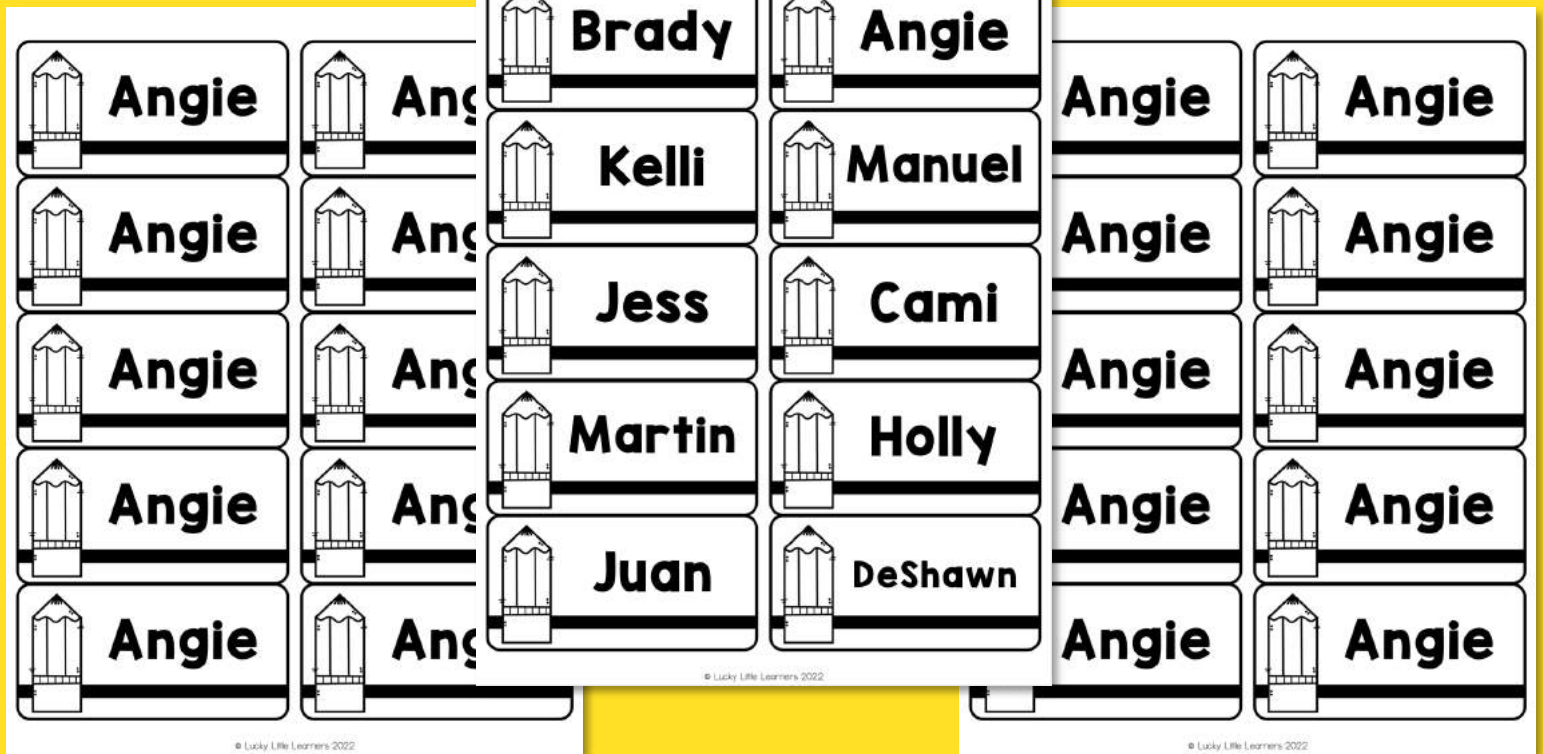
# TEACHER TOOLBOX



**42 labels in 2 sizes— editable versions —  
2.4" x 5.6" and 1.4" x 2.1"**

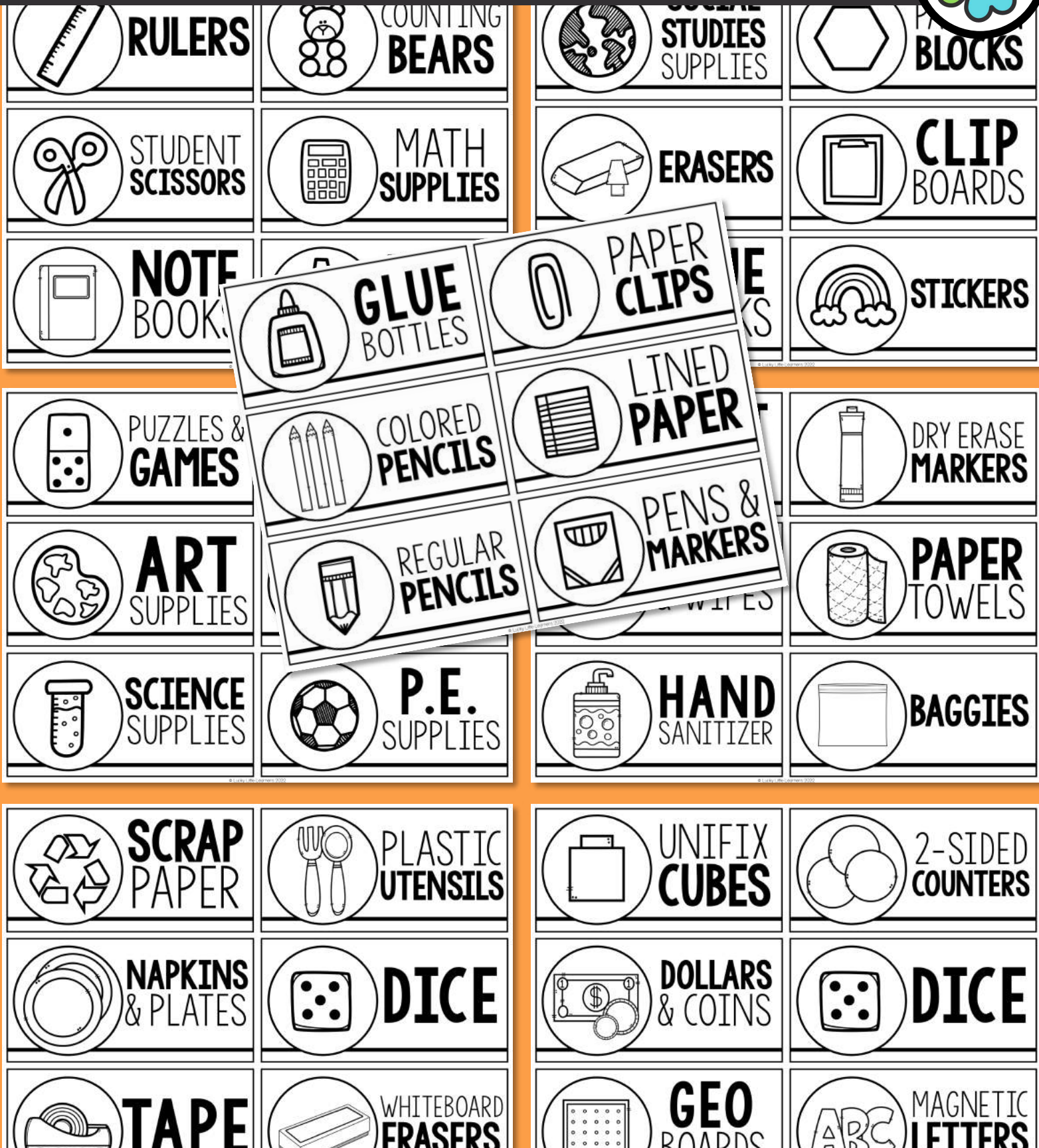


# STUDENT MAILBOXES



**Add student names or use numbers –  
editable versions – print on 2" x 4" labels**


# CLASS SUPPLIES



**42 labels – editable versions –  
2.65" x 5.3"**



# DRAWER LABELS



**30 labels – editable versions –  
2.5" x 9.5"**

# PRINTING TIPS, PT. 1

*No color ink is required* for most of the labels, but printing on colored paper is a great way to add some color!

**BRIGHT**

Astrobrights "Bright" paper

**BOHO**

Scrapbook.com "Boho" cardstock

**SCHOOL**

Astrobrights "School Days" paper

**PASTEL**

Astrobrights "Sprinkle" paper



Print on  
any paper  
that fits  
your color  
scheme!

...or keep  
it simple  
with black  
& white!



# PRINTING TIPS, PT. 2

## FOLDER & NOTEBOOK LABELS

- Option 1: Print the labels on [Avery 5163 \(2" x 4" shipping labels\)](#) or equivalent size labels.
- Option 2: Print on full-sheet sticker paper and cut out if you don't have pre-cut labels.
- Option 3: Print the labels on regular paper or cardstock, then use tape to secure them on folders.

## TEACHER TOOLBOX & DRAWER LABELS

- Measure the size of the drawers for your specific toolbox or drawer tower. The large toolbox labels are 2.4" x 5.6" and the small labels are 1.4" x 2.1". The drawer tower labels are 2.5" x 9.5". If your drawers fit those sizes, make sure to select "Actual Size" on the printing options.
- If your drawers are not those specific sizes, adjust using the scale feature on the printing options (i.e. print at 85% if the drawers are smaller, etc).
- Toolbox options: [here](#) and [here](#)
- [Drawer tower option here](#)

## EVERYTHING ELSE

- All other components do not require any specific printing settings.

# Thank you for downloading!

## LET'S CONNECT!



Hey! Did you know that we send out FREEBIES and teacher tips every Sunday?

**Click the button below to get connected!**

Email Freebies



## Terms of Use

©Lucky Little Learners, LLC 2013 By purchasing and/or downloading this electronic file, you agree to the terms of use stated below. For personal use/single classroom use only. No part of this document may be copied, sold or edited without the direct permission from the author. Violations are subject to the penalties of the Digital Millennium Act. To purchase additional sharing licenses, please visit my store. All contents of this document are under copyright protection including all text, graphics, content, and fonts. All graphics and fonts are also protected by copyright from their original author/artist. For any questions, you can contact us at [customerservice@luckylittlelearners.com](mailto:customerservice@luckylittlelearners.com)

## About the Author

Angie Olson has many years of classroom experience teaching grades kindergarten, first, and second grade. She earned her master's degree in mathematics and has presented for a variety of conferences at the national, state, and local levels. Over the years, Angie has employed teachers to help with Lucky Little Learners. She is proud of her talented team who strives to support the teaching community with her. Lucky Little Learners has created over 400 resources and is one of the top primary sellers on Teachers Pay Teachers.

