

classroom FOCUS WALL

BASIC 
BRIGHT
collection

MATH

READING

PHONICS

GRAMMAR

WRITING

 **PHONICS**
OBJECTIVES

I CAN...

read short
vowel words.



cān

I CAN...

read short ō
words.



pōt

I CAN...

read short ā
words.



āpple

I CAN...

recognize
rhyming



bat



"I can" statements for 1st grade

© Lucky Little Learners

KEEP SCROLLING FOR A
CLOSER LOOK!

Why?

FOCUS WALL I can statements

Support student learning and focus instruction with this pack of I Can statements and focus wall headers! The pack includes statements for 1st grade common core standards in math, phonics, grammar, reading, and writing!

Wanting to help students take ownership of their learning?

Posting and sharing student-friendly objectives helps kids know what to focus on during instruction, and helps them know what the goal is.

1

2

3

Looking for an easy way to display objectives?

These statements can be displayed on a pocket chart, bulletin board, or sheet protector. There are three cards to a page.

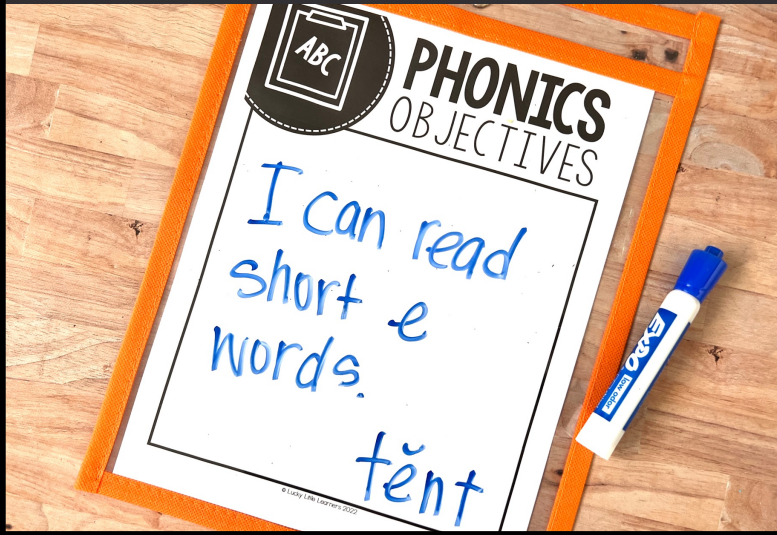
Need I Can statements that don't require color ink?

The statement cards can be printed on any paper color(s) you wish. White, brights, neutrals, pastels, boho colors, and more! Editable versions are included so you can change the wording.



PERFECT FOR...

Posting objectives



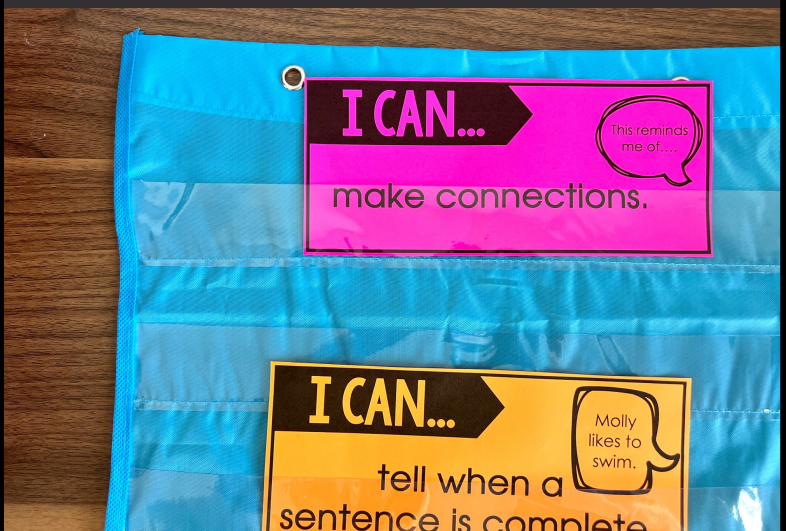
Small group targets



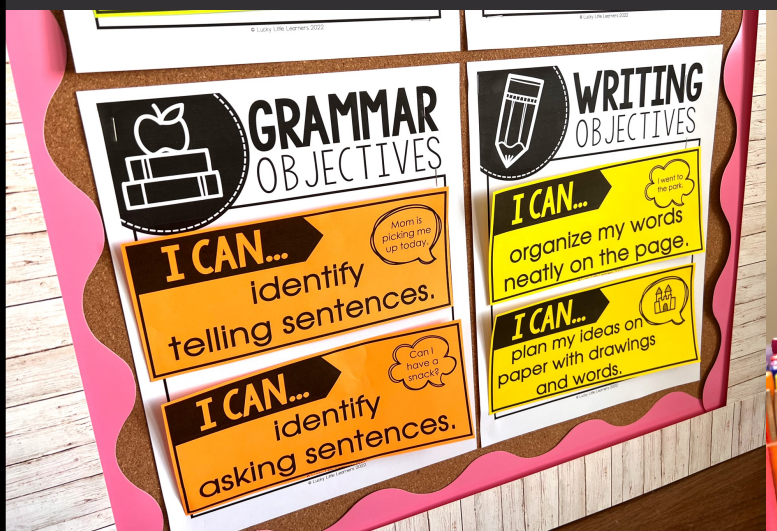
Focus wall



Lesson planning



Learning targets



Pocket chart display




FOCUS WALL

----- CONTENTS -----

COMPONENT	DETAILS
Focus wall headers	<ul style="list-style-type: none">• Banner• Circle letters
Objectives pages	<ul style="list-style-type: none">• Math• Phonics• Grammar• Reading• Writing
Scope & sequence	<ul style="list-style-type: none">• 1st grade common core skills• Math, phonics, grammar, reading, and writing skills planned out by week
I can statements	<ul style="list-style-type: none">• 3 cards to a page• Statement and small example on each card• 47 math statements• 39 writing statements• 36 reading comprehension statements• 39 grammar statements• 90 phonics statements

EDITABLE VERSIONS INCLUDED!

CLOSE-UP VIEW



I CAN...

add numbers within 20.

$$\begin{array}{r} 12 \\ + 8 \\ \hline 20 \end{array}$$

Print on any color paper to fit your classroom style

I CAN...

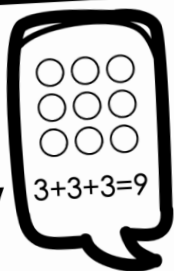
subtract numbers within 20.

$$\begin{array}{r} 20 \\ - 8 \\ \hline 12 \end{array}$$

Simple & appealing designs

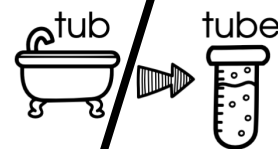
I CAN...

use arrays to show repeated addition.



I CAN...


...
the difference between long and short vowels.



© Lucky Little Learners 2022

I CAN...

read short *ă* words.



Editable versions of each page

I CAN...

read short *ĭ* words.



© Lucky Little Learners 2022

MATH CARDS



I CAN... recognize numbers 1-100.

1, 2, 3, 4, 5

I CAN... skip count by tens.

10, 20, 30, 40, 50

I CAN...

5, 10, 15, 20, 25

I CAN... recognize number patterns.

2, 4, 6, 8, 10

I CAN... read number words.

fifteen, twenty, thirty-two

I CAN... identify numbers in the ones place.

462

I CAN... identify numbers in the tens place.

462

I CAN... write a number in standard form.

462

I CAN...

462

I CAN... identify the value of the digits in a 3-digit number.

462

I CAN... bundle ten ones into a ten.

I CAN... identify the value of a digit in a number.

462



MATH OBJECTIVES

I CAN... skip count by tens.

10, 20, 30, 40, 50

I CAN... skip count by fives.

5, 10, 15, 20, 25

I CAN... identify numbers in the hundreds place.

462

I CAN... skip count using a pattern within 1000.

462

I CAN... identify numbers to 1000 in standard form.

997

I CAN... read number words to 1000.

one thousand

I CAN... write numbers to 1000 in expanded form.

$400 + 60 + 2 = 462$

I CAN... compare 3-digit numbers.

$115 < 462$
 $683 > 289$

I CAN... recognize odd numbers.

3

I CAN... recognize even numbers.

2

I CAN... use a number line to add and subtract.

I CAN... add numbers within 20.

$\begin{array}{r} 12 \\ + 8 \\ \hline 20 \end{array}$

I CAN... subtract numbers within 20.

$\begin{array}{r} 20 \\ - 8 \\ \hline 12 \end{array}$

I CAN... use arrays to show repeated addition.

$3 + 3 + 3 = 9$

I CAN... use strategies to add within 100.

$\begin{array}{r} 57 \\ + 43 \\ \hline 100 \end{array}$

I CAN... use strategies to subtract within 100.

$\begin{array}{r} 100 \\ - 43 \\ \hline 57 \end{array}$

I CAN... add and subtract to solve word problems.

Joe had 13 crayons. He found 3 more. How many crayons does he have now?

I CAN... add up to four 2-digit numbers.

$\begin{array}{r} 2 \\ 2 \\ 2 \\ + 2 \\ \hline 8 \end{array}$

I CAN... use mental math to add and subtract.

$5 + 5 = 10$

I CAN... use strategies to add within 1000.

$\begin{array}{r} 375 \\ + 526 \\ \hline 901 \end{array}$

I CAN... use strategies to subtract within 1000.

$\begin{array}{r} 901 \\ - 526 \\ \hline 375 \end{array}$

I CAN... add and subtract within 1000.

$\begin{array}{r} 703 \\ - 267 \\ \hline 436 \end{array}$

I CAN... use data to create a bar graph.

I CAN... use data to create a picture graph.

I CAN... use data to create a line plot graph.

I CAN... count the value of coins.



PHONICS CARDS





I CAN... identify consonants. 

I CAN... recognize rhyming words.  

I CAN...  

I CAN... tell the difference between long and short vowels.  

I CAN... read short ä words. 


I CAN... read short ĩ words. 


I CAN... read short ě words. 

I CAN... read short ֆ words. 

I CAN... 

I CAN... read short vowel words. 

I CAN... read CVC words. 


I CAN... read words with the sh digraph. 



I CAN... read words with the th digraph. 


I CAN... read words with the ch digraph. 


I CAN... read words with the wh digraph. 

I CAN... read words with the ph digraph. 

I CAN... read words with consonant digraphs. 


I CAN... read words with the ck digraph. 


I CAN... read long ĩ words with a silent e pattern. 

I CAN... read long ֆ words with a silent e pattern. 

I CAN... read long ū words with a silent e pattern. 

I CAN... read long ā words with a silent e pattern. 

I CAN... read long ē words with a silent e pattern. 

I CAN... read words with the CVCe pattern. 

I CAN... read words with long ā vowel teams. 

I CAN... read words with the /ai/ vowel pattern. 

I CAN... read words with the /ay/ vowel pattern. 


I CAN... read words with the /ee/ vowel pattern. 


I CAN... read words with the /ea/ vowel pattern. 


I CAN... read words with the /ey/ long ē vowel pattern. 


I CAN... read words with long ē vowel teams. 

I CAN... read words with the /igh/ vowel pattern. 

I CAN... read words with the /le/ vowel pattern. 

I CAN... read words with long ĩ vowel teams. 

I CAN... read words with long ֆ vowel teams. 

I CAN... read words with the /oe/ vowel pattern. 

READING CARDS



I CAN... identify the main characters.

Who are the main people or animals in the story?

I CAN... make connections.

This reminds me of....

I CAN...

Why did that happen?

I CAN... answer questions.

The character is feeling angry.

I CAN... identify the setting in the story.

When and where did the story take place?

I CAN... identify the plot in the story.

What happened first, next, and last?

I CAN... identify problem and solution in the story.

What goes wrong in the story? How is it solved?

I CAN... retell the beginning, middle, and end of the story.

Can you say the events in order?

I CAN...

What do you think is going to happen next?

I CAN... visualize the story.

I can picture....

I CAN... sequence the events from the story in order.

What are the key events in order?

I CAN... tell the difference between fiction and nonfiction texts.

What type of text is this? Is it real or made up?

FOCUS WALL

MATH OBJECTIVES

I CAN... skip count by tens.

10, 20, 30, 40, 50

I CAN... skip count by fives.

5, 10, 15, 20, 25

READING OBJECTIVES

I CAN... identify the main characters.

What are the main people or animals in the story?

I CAN... ask questions.

GRAMMAR OBJECTIVES

I CAN... identify telling sentences.

What is the main action in the story?

I CAN... identify asking sentences.

Can you ask me a question?

WRITING OBJECTIVES

I CAN... organize my words neatly on the page.

What words are you using?

I CAN... plan my ideas on paper with drawings and words.

What are you drawing?

I CAN... ask questions as I read a nonfiction text.

What am I wondering that will help me understand?

I CAN... answer questions about a text nonfiction text.

What is the setting of this text? What did I learn?

I CAN... identify the main topic of the story.

What is the story mostly about?

I CAN... retell key details of a story.

What were the important details covered in the story?

I CAN... learn information using the nonfiction text features.

How does that feature help you understand the text?

I CAN... identify nonfiction text features.

Why is this feature important?

I CAN... compare and contrast characters in fiction stories that I have read.

How are the characters alike? How are they different?

I CAN... identify fact and opinion.

Is this information true? Is it how someone feels?

I CAN... identify the author's purpose in fiction stories.

Why did the author write this story?

I CAN... identify the point of view of the story.

Who is telling the story? How do they feel?

I CAN... draw conclusions.

Why did the character respond the way it did?

I CAN... explain how characters respond to challenges.

Why did the character respond that way?

I CAN... infer to help me understand the story.

What clues in the story help you understand?

I CAN... read and understand dialogue.

How do you know what the character was thinking?

I CAN... identify the moral of the story.

What did the character learn?

I CAN... tell the difference between fantasy and realism.

Was there magic in this story? Could this really happen?

I CAN... understand figurative language.

Did those words mean the literal meaning?

I CAN... identify the author's purpose in nonfiction stories.

Why did the author write this story?

I CAN... use graphic organizers to understand the text.

Can I organize the subjects the facts from a story on paper?

I CAN... compare and contrast characters in nonfiction stories that I have read.

How are the subjects alike? How are they different?

I CAN... interpret graphs and charts in a story.

How does the data help me understand the text?

I CAN... use images to understand the text.

How does the image help me understand the text?

I CAN... identify cause and effect relationships.

Why did the event happen? What was the result?

I CAN... summarize information that I learned.

Can you write the events in your own words?

GRAMMAR CARDS



I CAN... Molly likes to swim.

tell when a sentence is complete.

I CAN... Mom is picking me up today.

identify telling sentences.

I CAN... Can I have a snack?

identify questions.

I CAN... My friend let me use her red marker.

identify nouns in a sentence.

I CAN... My books and blocks are on the shelf.

identify plural nouns

I CAN... bear cat tiger

put words in ABC order by the first letter.

I CAN... We swim and play outside in the summer.

identify verbs in a sentence.

I CAN... Mary painted a picture last week.

identify past tense verbs.

I CAN... I will see a movie

identify future tense verbs.

I CAN... School begins in three days.

capitalize the first word in a sentence.

I CAN... Ryan likes to hike in the woods.

capitalize the first word in a sentence.

I CAN... We sailed our boat on Lake Michigan.

tell the difference between common and proper nouns.



I CAN... My birthday is in February.

capitalize months of the year.

I CAN... Can you come over to play on Thursday?

capitalize days of the week.

I CAN... The dogs were barking.

use the correct subject-verb agreement.

I CAN... The movie is scary!

read exclamatory sentences.

I CAN... hair head hill hose

put words in ABC order by the second letter.

I CAN... The five gray cats are big and soft.

identify adjectives (color, size, texture, number).

I CAN... Joe was mad when the stinky, loud dog barked.

identify adjectives (smell, taste, sound, emotions).

I CAN... Carl's drawing is amazing!

use apostrophes in possessive nouns.

I CAN... This is Luke. He is using a computer.

use pronouns correctly (I, me, he, him, her, she)

I CAN... They want to take us to the store.

use pronouns correctly (they, them, it, us, we).

I CAN... Jess got a splat on her dress. It is a stain.

identify synonyms.

I CAN... My homework is not easy. It is hard.

identify antonyms.

I CAN... He opened an umbrella.

use articles correctly in sentences.

I CAN... Did you see all the deer in the field?

identify irregular plural nouns.

I CAN... The plane flew over my head.

use prepositions in sentences.

I CAN... February 3, 2015

put commas in dates.

I CAN... I like the colors red, yellow, and blue.

put commas in a series.

I CAN... "The dishes are in the sink," she said.

use quotation marks correctly.

I CAN... An owl is wiser than a pigeon.

use comparative adjectives correctly.

I CAN... He plays football in his backyard.

identify compound words.

I CAN... The hare ate a carrot. She cuts my hair.

identify homophones.

I CAN... Dr. Moore has an office on Main St.

read and identify abbreviations.

I CAN... I want that toy, but I don't have the money.


use conjunctions in sentences.

I CAN... Penguin Pete painted purple pansies.

create and identify alliteration sentences.

WRITING CARDS



I CAN... 


prepare materials and find a suitable place to write.

I CAN... 

plan my ideas on paper with drawings and words.


I CAN... 

I went to the park.


I CAN... 

use my best guess to spell difficult words.

I see a monster in the truck.

I CAN... 

use resources in the room to help me spell.

I CAN... 

keep working on my writing for a long time.

I CAN... 

write a story about an event that happened to me.

I fell off my bike and broke my arm.

I CAN... 

include a beginning, middle, and end in my story.

First, Next, Finally

I CAN... 

I have more ideas to add.

I CAN... 

add details such as sounds, colors and scents.

The stinky, green garbage truck roared through the street.

I CAN... 


check my work for errors.

I CAN... 


can state my opinion about a topic.

In my opinion, chocolate candy is better than licorice.

WRITING OBJECTIVES

I CAN...  I went to the park.

organize my words neatly on the page.


I CAN... 

plan my ideas on paper with drawings and words.

I CAN... 


list reasons as to why I feel the way I do.

Chocolate is creamy and sweet.


I CAN... 

use linking words in my writing.


also, and, because

I CAN... 

reread my writing to make sure that it makes sense.


I CAN... 

create a book with pictures that I am proud of.

I CAN... 


recognize the parts of a friendly letter.

Dear Sally, Hello! I hope that you are having fun. Love, Billy

I CAN... 


include questions in my letter.

Dear Billy, How are you doing? Did you have fun at the party? Love, Sally

I CAN... 

organize my letter in a way that makes sense.

Greeting, Body, Closing

I CAN... 

observe and gather information about a subject.

I CAN... 


write a topic sentence to introduce my topic.

The moon is very important to Earth.

I CAN... 

write details and facts about my topic.

It takes 27 days for the moon to orbit the Earth one time.

I CAN... 

end my writing with a conclusion of my thoughts.


These are reasons why the moon is so important.

I CAN... 

work with a friend to check my writing for mistakes.

I CAN... 

add illustrations to complete my edited story.

I CAN... 


learn about and listen to different types of poems.

Digs in the yard One cute pet Goes on walks

I CAN... 


list sounds, smells, sights, tastes and feelings.

The juicy orange smelled sweet.


I CAN... 

practice writing poetry using one of my senses.

I hear the pop. I smell the butter. I taste the salt. I see the bucket.

I CAN... 

listen to stories to brainstorm ideas for my own.

I CAN... 

generate characters, a setting and a problem.

I CAN... 


tell what happened first, next, then and finally.

First... Next... Then... Finally...

I CAN... 

add details to my sentence to make them more interesting.

The cranky, old man had a bushy, gray mustache.


I CAN... 

reread my writing and make a final copy.

I CAN... 


choose a topic that I am interested in learning more about.

I am interested in horses, space, and dinosaurs.

I CAN... 

look up information and keep the facts organized.

The Sun is one million times bigger than Earth.

I CAN... 

write information I learn in my own words.

Sharks do not have any bones.

PRINTING TIPS

No color ink is required for most of the pages, but printing on colored paper is a great way to add some color!

BRIGHT

Astrobrights "Bright" paper

BOHO

Scrapbook.com "Boho" cardstock

SCHOOL

Astrobrights "School Days" paper


PASTEL

Astrobrights "Sprinkle" paper



Print on any paper that fits your color scheme!

...or keep it simple with black & white!



Save money with the classroom set-up bundle!

classroom **BUNDLE+**

BASIC 
BRIGHT
collection

CALENDAR




LABELS



LIBRARY



CLASS JOBS



FORMS



BIRTHDAYS



EDITABLE

set-up, decorate & organize



click to shop



Thank you for downloading!

LET'S CONNECT!



Hey! Did you know that we send out FREEBIES and teacher tips every Sunday?

Click the button below to get connected!

[Email Freebies](#)

Terms of Use

©Lucky Little Learners, LLC 2013 By purchasing and/or downloading this electronic file, you agree to the terms of use stated below. For personal use/single classroom use only. No part of this document may be copied, sold or edited without the direct permission from the author. Violations are subject to the penalties of the Digital Millennium Act. To purchase additional sharing licenses, please visit my store. All contents of this document are under copyright protection including all text, graphics, content, and fonts. All graphics and fonts are also protected by copyright from their original author/artist. For any questions, you can contact us at customerservice@luckylittlelearners.com

About the Author

Angie Olson has many years of classroom experience teaching grades kindergarten, first, and second grade. She earned her master's degree in mathematics and has presented for a variety of conferences at the national, state, and local levels. Over the years, Angie has employed teachers to help with Lucky Little Learners. She is proud of her talented team who strives to support the teaching community with her. Lucky Little Learners has created over 400 resources and is one of the top primary sellers on Teachers Pay Teachers.

