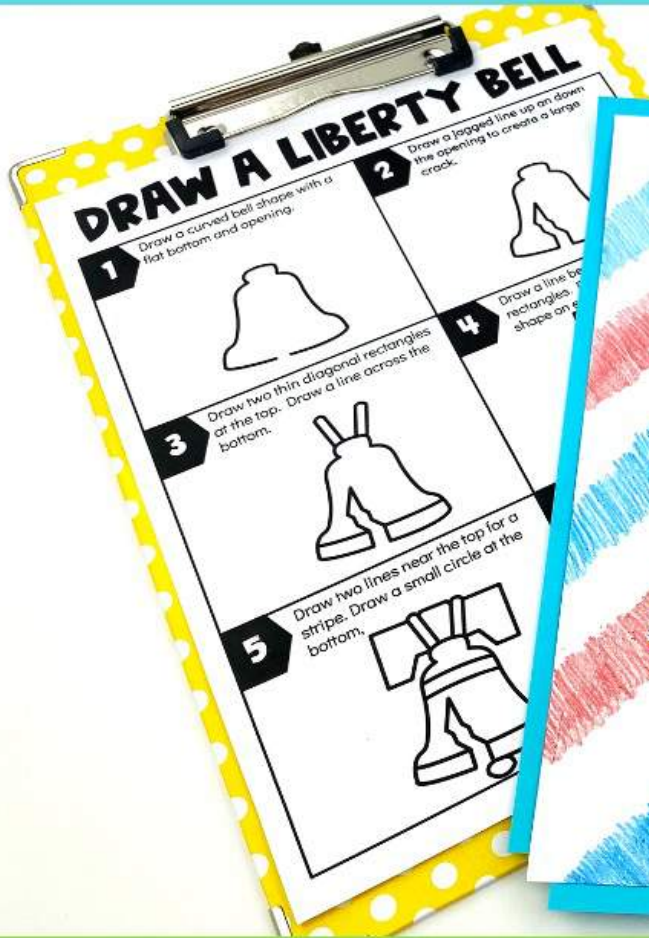


INCLUDES STEP-BY-STEP VIDEOS

directed

DRAWINGS



SOCIAL STUDIES

© Lucky Little Learners

KEEP SCROLLING TO TAKE A LOOK
↓ INSIDE THIS RESOURCE! ↓

Why?

DIRECTED DRAWINGS

These versatile directed drawings allow your students to strengthen their direction-following skills while showing their creativity! The directed drawings align with many units, holidays, and events.

Looking for a fresh & creative art activity?

The directed drawings can be used for engaging cross-curricular instruction, report covers, and even indoor recess.

1

Wanting an easy-to-use resource for centers?

These fun directed drawings are easy to use - just print and go! Students can follow along with the videos.

3

2

Need a jumpstart for student writing projects?

This product comes with 4 different formats for each directed drawing to meet the needs of your class. Includes a writing page for any type of writing.



PERFECT FOR...

- ✓ Art time
- ✓ Early finishers
- ✓ Science
- ✓ Social studies
- ✓ Theme studies
- ✓ Report covers
- ✓ Building confidence



- ✓ Morning work
- ✓ Centers
- ✓ Whole group
- ✓ Independent work
- ✓ Distance learning
- ✓ Lesson opener
- ✓ Writer's workshop

DRAWING OPTIONS INCLUDED

DRAW THE WHITE HOUSE

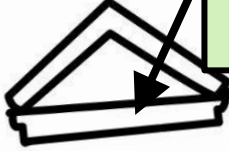
1

Draw a two sides of a triangle. Draw two more sides under to make a roof.



2

Draw a long thin rectangle under the triangle roof.



3

Draw four pillars. Draw two long thin rectangles for stairs.



4

Draw half a square on each side from the roof to the stairs. Draw lines across.



5

Draw four rectangle windows on each side.



6

Draw a background. Color!



3. Draw two curved square sails on the right.

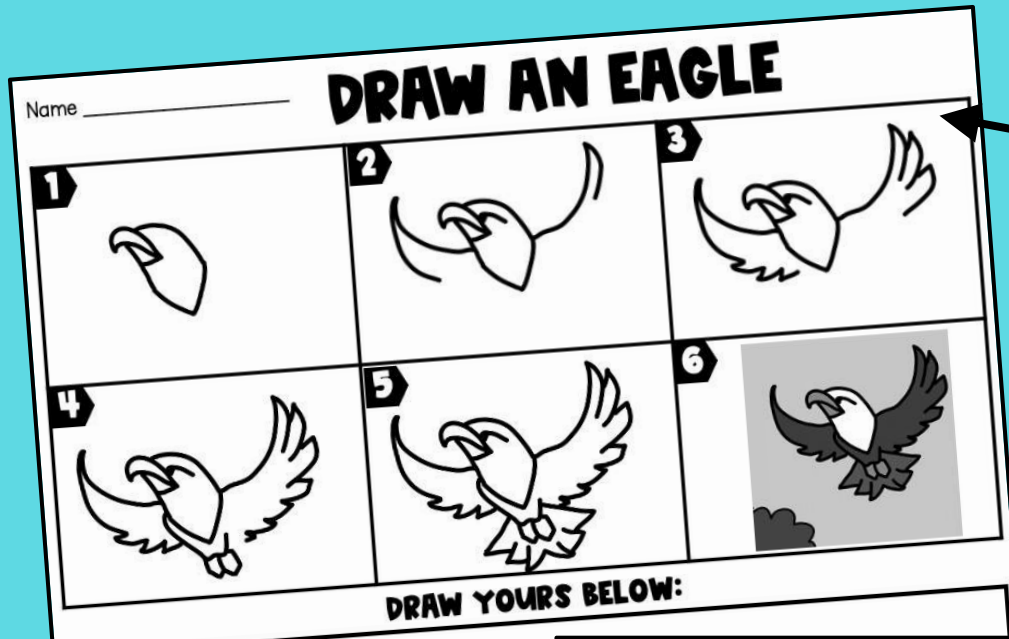
MacBook Pro

Videos demonstrating step by step directions

Step - by - step directions for directed drawing

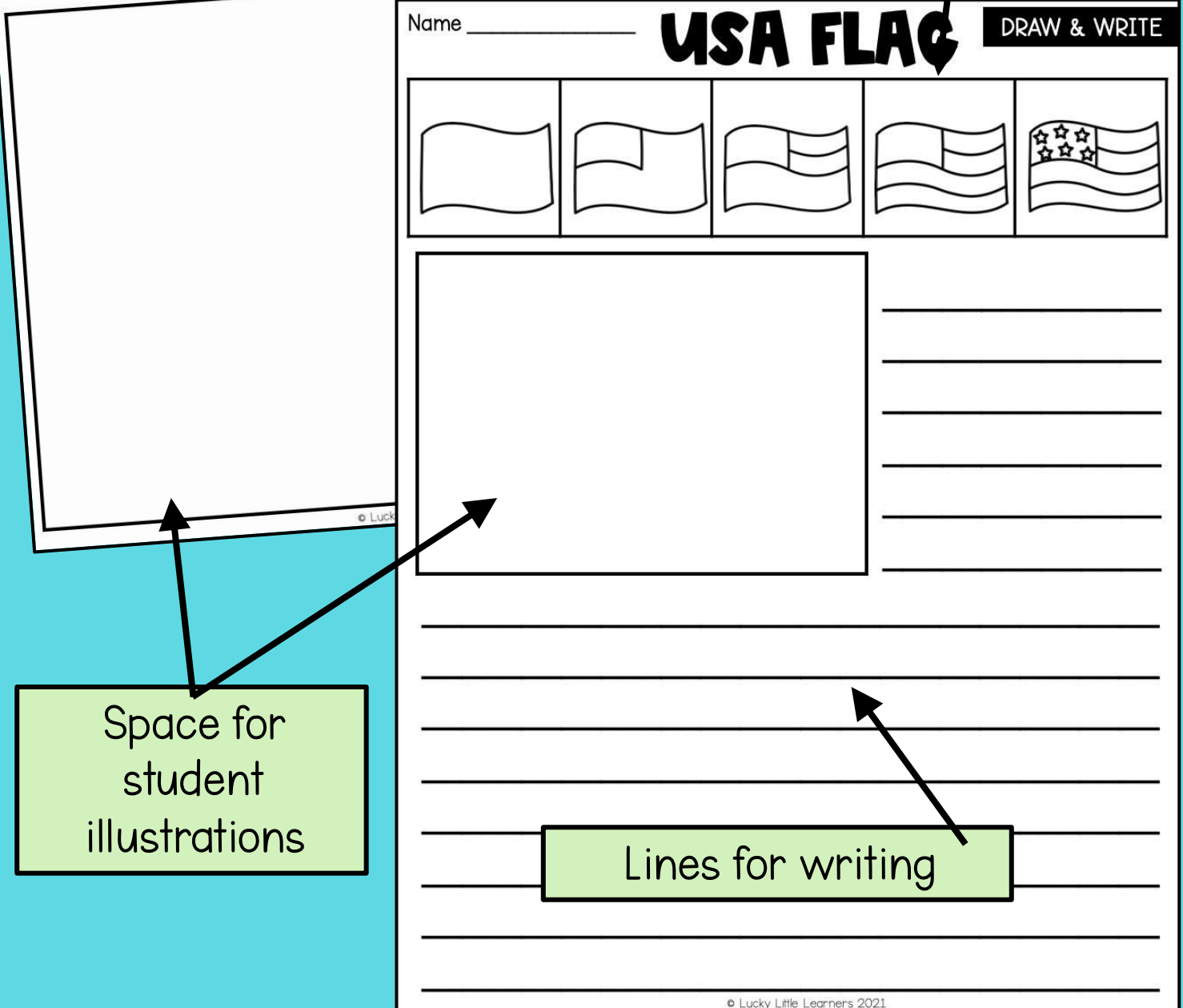
Can be played on various devices

DRAWING OPTIONS INCLUDED



Step - by - step
directions

Clipart to
support each
drawing step



Space for
student
illustrations

Lines for writing

SOCIAL STUDIES PACK



USA flag



Sugar skull



Pilgrim hat



Paper bag



Recycle symbol



Native American



Mayflower




Liberty bell



Dancer



Plastic jug



Elephant




Earth



Eagle



White house



Donkey



Tin can

STEP BY STEP VIDEOS


16 VIDEOS!! ~ Play on any device ~ Assign on Google Classroom



6. Color your picture!



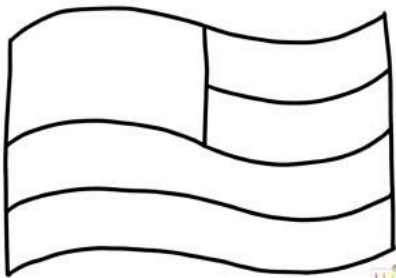
4. Draw a curvy line in the top middle of the circle.




3. Draw two thin diagonal rectangles at the top.



6. Color your picture!





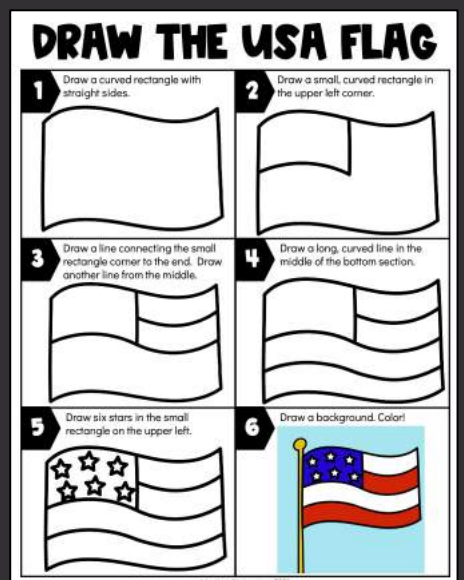
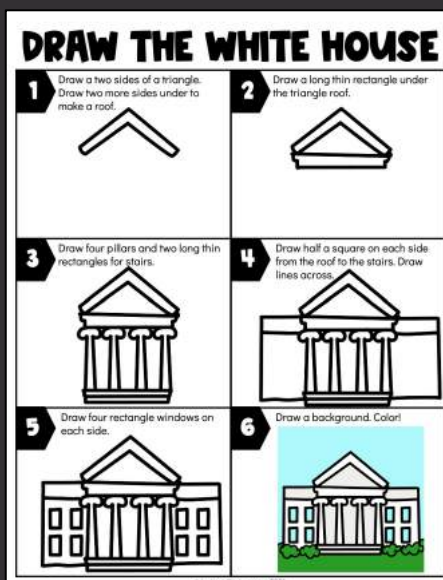
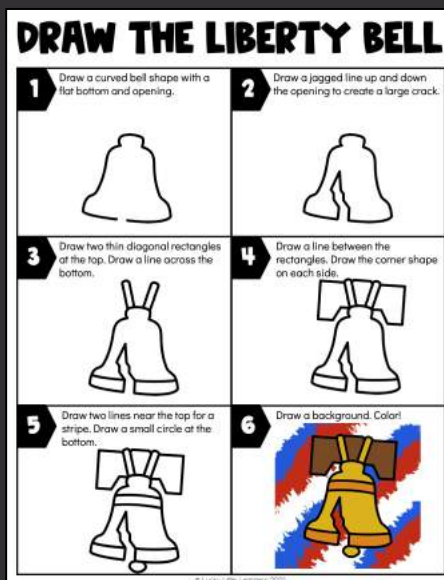
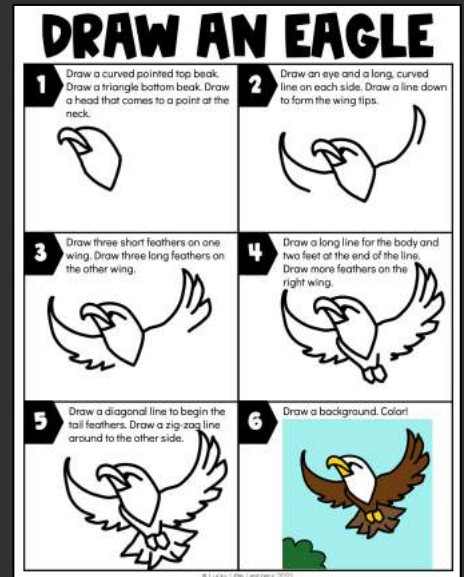
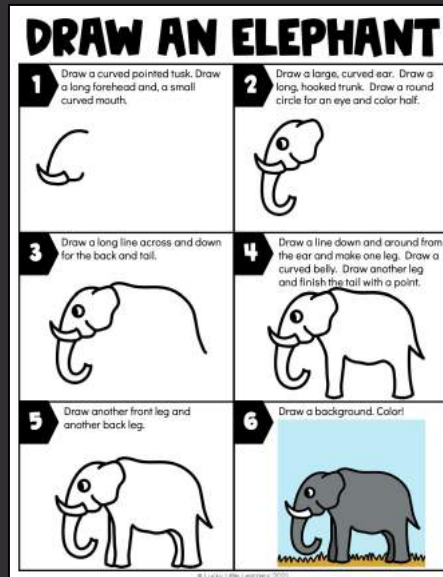

4. Draw a long, curved line in the middle of the bottom section.



5. Draw a half of a circle for the face.

STEP BY STEP DRAWING PAGES

16 IMAGES!! ~ Black & White Included



PAGES WITH DRAWING SPACE

16 IMAGES!! ~ Black & white Included

Name _____

DRAW A RECYCLE SYMBOL

1	2	3
4	5	6

DRAW YOURS BELOW:

© Lucky Life Learning 2022

Name _____

DRAW A TIN CAN

1	2	3
4	5	6

DRAW YOURS BELOW:

© Lucky Life Learning 2022

Name _____

DRAW THE MAYFLOWER

1	2	3
4	5	6

DRAW YOURS BELOW:

© Lucky Life Learning 2022

Name _____

DRAW A NATIVE AMERICAN

1	2	3
4	5	6

DRAW YOURS BELOW:

© Lucky Life Learning 2022

Name _____

DRAW A PILGRIM

1	2	3
4	5	6

DRAW YOURS BELOW:

© Lucky Life Learning 2022

Name _____

DRAW A PILGRIM HAT

1	2	3
4	5	6

DRAW YOURS BELOW:

© Lucky Life Learning 2022

Name _____

DRAW A SUGAR SKULL

1	2	3
4	5	6

DRAW YOURS BELOW:

© Lucky Life Learning 2022

Name _____

DRAW A DONKEY

1	2	3
4	5	6

DRAW YOURS BELOW:

© Lucky Life Learning 2022

Name _____

DRAW AN ELEPHANT

1	2	3
4	5	6

DRAW YOURS BELOW:

© Lucky Life Learning 2022






PAGES WITH WRITING LINES

16 IMAGES!! ~ Use for centers or writing workshop

Name _____

EAGLE

DRAW & WRITE






				
--	---	---	---	---

© Lady & Phe Learning 2022

Name _____

LIBERTY BELL

DRAW & WRITE






				
---	---	---	---	--

© Lady Laine Learning 2020

Name _____

WHITE HOUSE

DRAW & WRITE

				
---	---	---	---	---

© Lucky & Me Learning 2022

[illegible]

Name _____

EARTH






DRAW & WRITE

© Linda Ward Beech / Scholastic Teaching Resources

Name _____

PLASTIC JUG

DRAW & WRITE


				
---	---	---	---	---


© Good and Beautiful 2015


Name _____


PAPER BAG

DRAW & WRITE













© All rights reserved. www.mindsparks.com.au

Name _____

RECYCLE SYMBOL **DRAW & WRITE**






				
---	---	---	---	--

© J. Lippert / J. Kline / permission 2010

Name _____

MAYFLOWER

DRAW & WRITE



© 2010 by The McGraw-Hill Companies, Inc.

GRAB THE BUNDLE WITH 95 DRAWINGS!

INCLUDES STEP-BY-STEP VIDEOS


directed DRAWINGS

NAME Molly **RAINBOW** DRAW & WRITE

It was a rainy day. I stayed inside and played

95 IMAGES!

THE BUNDLE



Get free calendar pages with the purchase of the bundle! I like to use these for a parent gift. Students do a directed drawing on each month and the pages are stapled or bound together to make a calendar for their parents!

Thank you for your purchase!

Terms of Use

©Lucky Little Learners, LLC 2013 By purchasing and/or downloading this electronic file, you agree to the terms of use stated below. For personal use/single classroom use only. No part of this document may be copied, sold or edited without the direct permission from the author. Violations are subject to the penalties of the Digital Millennium Act. To purchase additional sharing licenses, please visit my store. All contents of this document are under copyright protection including all text, graphics, content, and fonts. All graphics and fonts are also protected by copyright from their original author/artist. For any questions, you can contact us at customerservice@luckylittlelearners.com

About the Author

Angie Olson has many years of classroom experience teaching grades kindergarten, first, and second grade. She earned her master's degree in mathematics and has presented for a variety of conferences at the national, state, and local levels. Over the years, Angie has employed teachers to help with Lucky Little Learners. She is proud of her talented team who strives to support the teaching community with her. Lucky Little Learners has created over 400 resources and is one of the top primary sellers on Teachers Pay Teachers.



Let's Connect



Hey! Did you know that we help teachers by sending Sunday freebies and teacher tips?

Website

Facebook Page

Facebook Group

Instagram

Click the button below to get connected!

Email Freebies

