

classroom HELPERS

BASIC 
BRIGHT
collection

JOBS



CLASSROOM

JOBS



EDITABLE

student jobs display

© Lucky Little Learners

KEEP SCROLLING FOR A
CLOSER LOOK!

Why?

Classroom HELPERS

This classroom jobs resource includes everything you need to get set up a classroom jobs system!

This resource is customizable, aesthetically pleasing, and not overwhelming or overstimulating. It is easy to assemble and both teacher and kid-friendly!

Need a job chart that fits your colors?

The job cards can be printed on any paper color(s) you wish! Brights, neutrals, pastels, etc.

1

Looking for a job chart to use each year?

This pack includes both vertical & horizontal cards, display headers, numbers, & even a job application.

3

2

Want a pack of jobs that you can edit?

The job cards included in this pack are editable! The fonts used are free, and you can type any wording you like. 35 pre-made cards are included.



PERFECT FOR...

Classroom jobs display



Teacher helpers




Getting organized



Creating systems



Teaching responsibility



Student collaboration




CLASS JOBS

----- CONTENTS -----

COMPONENT	DETAILS
HORIZONTAL JOB CARDS	36 jobs 3.6" x 3.4" cards
VERTICAL JOB CARDS	36 jobs 3" x 8" cards
DISPLAY HEADER	2 designs
STUDENT NUMBERS	2 designs
JOB APPLICATION	Letter size page

EDITABLE JOB CARDS INCLUDED!

JOB CARDS CLOSE-UP



Simple & appealing design

Print on any color paper to fit your classroom style

Editable versions of each card

Space for student names or numbers

ATTENDANCE
TAKER

TEACHER'S
ASSISTANT

MORNING
GREETER

ELECTRICIAN

CLEANUP
CREW

LUNCH
HELPER

FOLDER
CHECKER

CLEANUP
CREW

CENTER
CHECKER

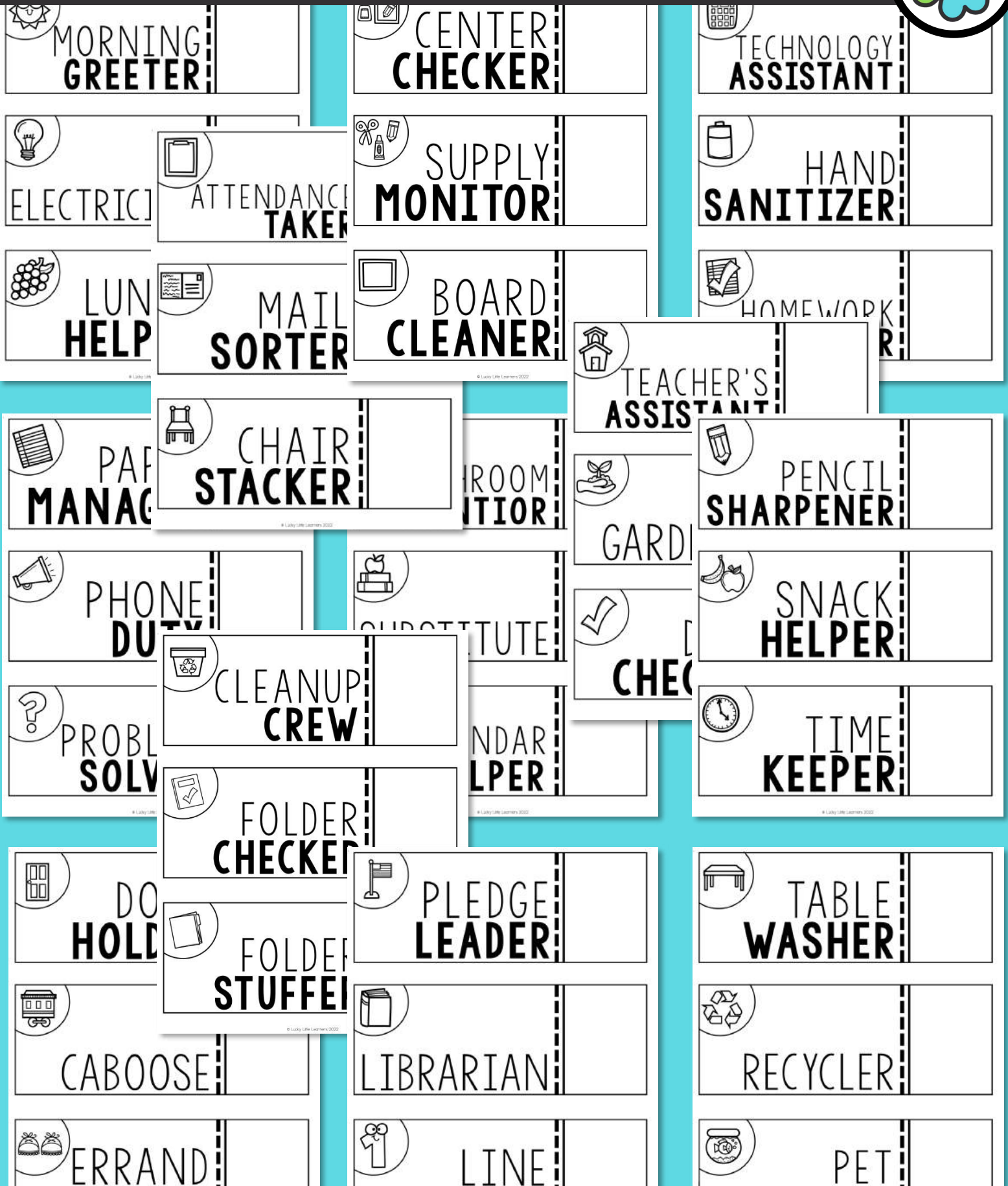
FOLDER
CHECKER

SUPPLY
MONITOR

FOLDER
STUFFER

BOARD
R







HORIZONTAL CARDS



36 JOBS INCLUDED — EDITABLE — 3" X 8"

VERTICAL CARDS









		
ATTENDANCE TAKER	CHAIR STACKER	GARDENER
		
MAIL SORTER	DESK CHECKER	FOLDER STUFFER

© Lucky Life Learners 2022

		
TECHNOLOGY ASSISTANT	CENTER CHECKER	HOMEWORK CHECKER
		
SUPPLY MONITOR	BOARD CLEANER	HAND SANITIZER

© Lucky Life Learners 2022







		
TEACHER'S ASSISTANT	MORNING GREETER	ELECTRICIAN
		
CLEANUP CREW	LUNCH HELPER	FOLDER CHECKER

© Lucky Life Learners 2022

		
PENCIL SHARPENER	PHONE DUTY	PAPER MANAGER
		
SNACK HELPER	PROBLEM SOLVER	TIME KEEPER


© Lucky Life Learners 2022

		
BATHROOM MONITOR	CALENDAR HELPER	SUBSTITUTE
		
DOOR HOLDER	ERRAND RUNNER	PLEDGE LEADER

		
RECYCLER	PET CARETAKER	CABOOSE
		
TABLE WASHER	LIBRARIAN	LINE LEADER

36 JOBS INCLUDED — EDITABLE — 3" X 8"

EXTRAS



CLASS

ROOM

H

L

P

E

J

B

C

S

JOB APPLICATION

Name:

Date:

Job choice #1:

I am the best person for this job because:

Job choice #2:

I am the best person for this job because:



Circle 3 words that describe you.

organized	clean
responsible	hardworking
confident	kind
trustworthy	helpful

13 14 15

16 17 18

19 20 21

22 23 24

Student numbers

© Lucky Life Learning 2022

10 11

Student numbers

© Lucky Life Learning 2022

Student numbers

© Lucky Life Learning 2022

© Lucky Life Learning 2022

Student numbers option 2

© Lucky Life Learning 2022

Student numbers option 2

© Lucky Life Learning 2022

PRINTING TIPS, PT. 1

No color ink is required for most of the labels, but printing on colored paper is a great way to add some color!

BRIGHT

Astrobrights "Bright" paper

BOHO

Scrapbook.com "Boho" cardstock

SCHOOL

Astrobrights "School Days" paper

PASTEL

Astrobrights "Sprinkle" paper



Print on
any paper
that fits
your color
scheme!

...or keep
it simple
with black
& white!

JOB CHART IDEAS:

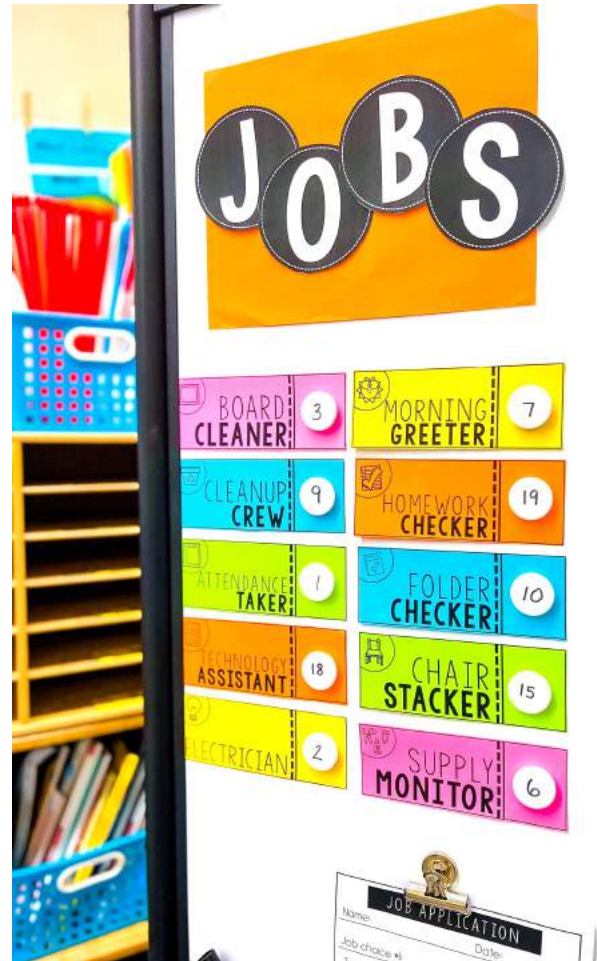
Option 1:




- Use a [pocket chart](#). Slide job cards into the pockets and then use student numbers on [clothespins](#) or [popsicle sticks](#) to show who has each job.
- Use a bulletin board. Get colorful [cash envelopes](#) or [seed envelopes](#) and glue job cards onto the envelopes. Slide [popsicle sticks](#) with students numbers or names into the envelopes to show who has each job.

Option 2:

- Use a whiteboard or magnetic surface. Laminate job cards and attach magnets to the back. Attach [magnets to the student numbers](#) to show who has each job, use [number stickers](#), or write their names in the white space next to each job.
- Use a long strip of butcher paper or poster board and glue the job cards down the middle. Attach student numbers to [clothespins](#) to clip on to show who has each job. Hang it on the classroom wall.





Save money with the classroom set-up bundle!

classroom **BUNDLE+**

BASIC 
BRIGHT
collection

CALENDAR



LABELS



LIBRARY



CLASS JOBS



PLUS 8 MORE

WILL BE ADDED BY AUGUST

**SCHEDULE
BIRTHDAYS
VISUALS
BULLETINS**

**BACK TO
SCHOOL &
OPEN HOUSE
TEMPLATES**

EDITABLE

set-up, decorate & organize



click to
shop



Thank you for downloading!

LET'S CONNECT!



Hey! Did you know that we send out FREEBIES and teacher tips every Sunday?

Click the button below to get connected!

Email Freebies



Terms of Use

©Lucky Little Learners, LLC 2013 By purchasing and/or downloading this electronic file, you agree to the terms of use stated below. For personal use/single classroom use only. No part of this document may be copied, sold or edited without the direct permission from the author. Violations are subject to the penalties of the Digital Millennium Act. To purchase additional sharing licenses, please visit my store. All contents of this document are under copyright protection including all text, graphics, content, and fonts. All graphics and fonts are also protected by copyright from their original author/artist. For any questions, you can contact us at customerservice@luckylittlelearners.com

About the Author

Angie Olson has many years of classroom experience teaching grades kindergarten, first, and second grade. She earned her master's degree in mathematics and has presented for a variety of conferences at the national, state, and local levels. Over the years, Angie has employed teachers to help with Lucky Little Learners. She is proud of her talented team who strives to support the teaching community with her. Lucky Little Learners has created over 400 resources and is one of the top primary sellers on Teachers Pay Teachers.

