

classroom BUNDLE+

BASIC 
BRIGHT
collection

CALENDAR



LABELS



LIBRARY



CLASS JOBS



FORMS



BIRTHDAYS



EDITABLE

set-up, decorate & organize

© Lucky Little Learners

KEEP SCROLLING FOR A
CLOSER LOOK!

Why?

Classroom Set-up

BUNDLE+

This classroom set-up, organization, & décor BUNDLE+ includes everything you need to design, decorate, set-up, organize, and run a classroom! This resource is customizable, aesthetically pleasing, and not overwhelming or overstimulating. It is designed to help you create an environment that is perfect for your students' needs and allows you to focus on teaching and learning.

Need classroom decor that fits a specific color scheme?

Everything in this bundle can be printed on any paper color(s) you wish! Brights, neutrals, or pastels.

1

Want something to combat the overwhelm?

This bundle includes resources that will help you work smarter, not harder by having systems and organization!

3

2

Wish you had a teacher mentor to get you set-up?

Consider this the teaching bestie you never had! It will get you set-up with everything you need to turn bare walls into an amazing classroom!



PERFECT FOR...

Bulletin boards



Classroom set-up



Creating systems




Stay organized



Student responsibility



Working smarter



BUNDLE+ INCLUDES:

Click on the resource you want to see in more detail!

classroom CALENDAR

BASIC
BRIGHT
collection



Click here to see
details about
the CALENDAR set!

classroom LABELING

BASIC
BRIGHT
collection



Click here to see
details about
the LABELS pack!

classroom LIBRARY

BASIC
BRIGHT
collection



Click here to see
details about
the LIBRARY set!

classroom HELPERS

BASIC
BRIGHT
collection



Click here to read
more about the
CLASS JOBS pack!

BUNDLE+ INCLUDES:

Click on the resource you want to see in more detail!

classroom BIRTHDAYS

BASIC
BRIGHT
collection



Click here to see
details about
the BIRTHDAY set!

classroom SCHEDULE

BASIC
BRIGHT
collection



Click here to see
details about
the SCHEDULE pack!

classroom VISUALS

BASIC
BRIGHT
collection



Click here to see
details about
the VISUALS pack!

classroom OPEN HOUSE

BASIC
BRIGHT
collection



Click here to see
details about the
OPEN HOUSE pack!

BUNDLE+ INCLUDES:

Click on the resource you want to see in more detail!

classroom BULLETINS & door

BASIC
BRIGHT
collection



Click here to see details about the BULLETINS set!

classroom GIFT TAGS

BASIC
BRIGHT
collection



Click here to see details about the GIFT TAGS pack!

classroom BACK TO SCHOOL RESOURCES

BASIC
BRIGHT
collection



Click here to see details about the Back to School Resources pack

classroom FOCUS WALL

BASIC
BRIGHT
collection



Click here to see details about the I Can statements pack!

classroom CALENDAR

BASIC 
BRIGHT
collection



© Lucky Little Learners

KEEP SCROLLING FOR A
CLOSER LOOK!

CALENDAR

- - - - - C O N T E N T S - - - - -

COMPONENT	DETAILS
Calendar posters	24" x 36" in 2 designs
Month headers	Small 2.6" x 10.7" & large 3.2" x 16.6" in 3 designs
Date number cards	33 cards in 3 designs
Holiday / special event cards	68 cards in 3 designs
Yesterday/today/tomorrow display	With days of the week cards in 2 designs
Weather display	7 weather cards in 2 designs
Days in school & year display	With 200 number cards in 2 designs
Flip calendar	Today's date display & cards in 4 designs
Student calendars	One page calendars for each month

CALENDAR CLOSE-UP



SUNDAY	MONDAY	TUESDAY	WEDNESDAY	THURSDAY	FRIDAY	SATURDAY
	1	2	3	4	CINCO DE MAYO	

Simple & appealing design

Holiday & special event cards included

Support student learning

©Lucky Little Learners 2022



©Lucky Little Learners 2022

YESTERDAY

THURSDAY

TOMORROW will be

SATURDAY

CALENDAR POSTERS



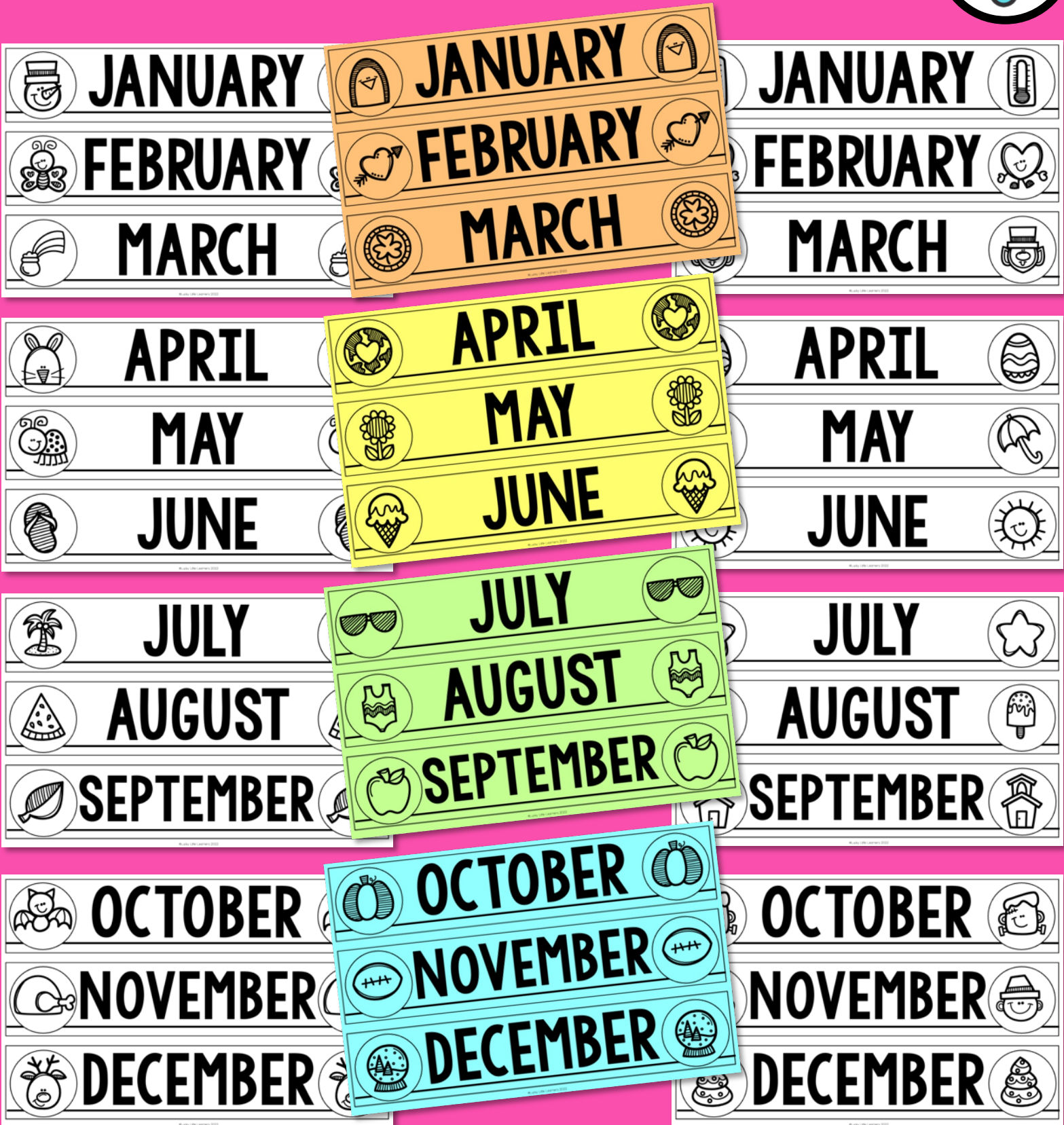
SUNDAY	MONDAY	TUESDAY	WEDNESDAY	THURSDAY	FRIDAY	SATURDAY
24" X 36"						

©Lucky Little Learners 2022

SUNDAY	MONDAY	TUESDAY	WEDNESDAY	THURSDAY	FRIDAY	SATURDAY
2 designs						

©Lucky Little Learners 2022

MONTH HEADERS




**2 sizes included:
2.6" x 10.7" & 3.2" x 16.6"**

DATE CARDS



1	2	5	6	9	10	13	14
3	4	7	8	11	12	15	16
17	18	21	22	25	26	29	30
19	20	23	24	27	28	31	



3 DESIGNS

Date cards are 3.5" x 4.5"

HOLIDAYS & EVENTS



NO SCHOOL	HAPPY BIRTHDAY	BACK TO SCHOOL NIGHT	OPEN HOUSE	PARENT TEACHER CONFERENCES	THANKSGIVING	HAPPY NEW YEAR	CHRISTMAS
FIRST DAY OF SCHOOL	MEET THE TEACHER	LABOR DAY	HALLOWEEN	CHRISTMAS EVE	VETERANS DAY	HANUKKAH	KWANZAA
MARTIN LUTHER KING JR. DAY	VALENTINES DAY	MEMORIAL DAY	WINTER BREAK	APRIL FOOLS DAY	LAST DAY OF SCHOOL	EARTH DAY	RAMADAN
PRESIDENTS DAY	EASTER	SPRING BREAK	ST. PATRICK'S DAY	100 TH DAY OF SCHOOL	GROUNDHOGS DAY	ASH WEDNESDAY	GOOD FRIDAY



**3 designs ~ 67 editable
3.5" x 4.5" cards**

OTHER DISPLAYS



DAYS IN SCHOOL

89

YESTERDAY was

THURSDAY

THE YEAR

2023

TODAY is

FRIDAY

**Outline & solid
font versions of
each card**

TOMORROW will be

SATURDAY

 **SUNNY**

CLOUDY 

 **RAINY**

FOGGY 

THE WEATHER

 **SUNNY**

FLIP CALENDAR



Monday
Tuesday
Wednesday

Mon. Tues.
Wed. Thur.
Fri. Sat.

MONDAY
TUESDAY
WEDNESDAY

MON. TUES.
WED. THUR.
FRI. SAT.

January
February
March

JANUA
FEBRUA
MARCI

Jan. Feb. Mar.

Jan. Feb. Mar.

Jan. Feb. Mar.

1 2 3
4 5 6
7 8 9



1 2 3
4 5 6
7 8 9

2022 2023
2024 2025
2027 2027

2022 2023
2024 2025
2027 2027

Thick & thin font options

STUDENT CALENDARS



©Lucky Little Learners 2022

**Monthly blank calendars
for student planners**

classroom LABELING

BASIC 
BRIGHT
collection



EDITABLE
folders, supplies, & more

© Lucky Little Learners

KEEP SCROLLING FOR A
CLOSER LOOK!


LABELS

**EDITABLE
INCLUDED!**


- - - - - C O N T E N T S - - - - -

COMPONENT	DETAILS
STUDENT FOLDER & NOTEBOOK LABELS	30 designs – 2" x 4" – use Avery labels
BINDER COVERS & BINDER SPINES	28 binder cover designs & 24 binder spines for 1" and 1.5"
TEACHER TOOLBOX LABELS	42 labels – large and small sizes
STUDENT MAILBOX LABELS	Numbers or names, use 2" x 4" Avery labels
CLASSROOM SUPPLY LABELS	42 labels – 2.65" x 5.3"
DRAWER TOWER LABELS	30 labels – 2.5" x 9.5"

LABELS CLOSE-UP



Print on any color paper to fit your classroom style





Simple & appealing design

AUGUST

MATERIALS

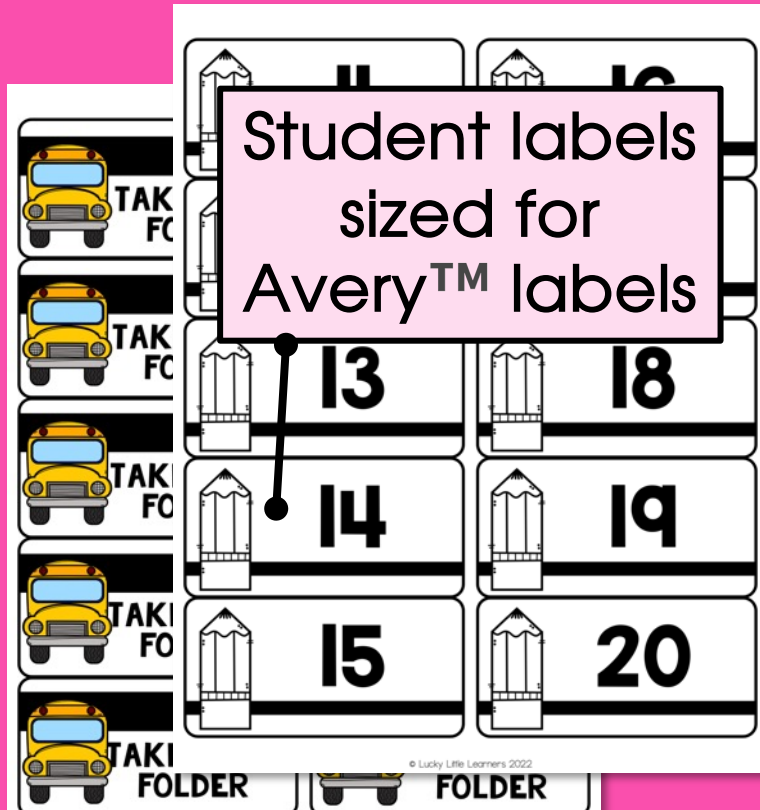
Editable versions of each label



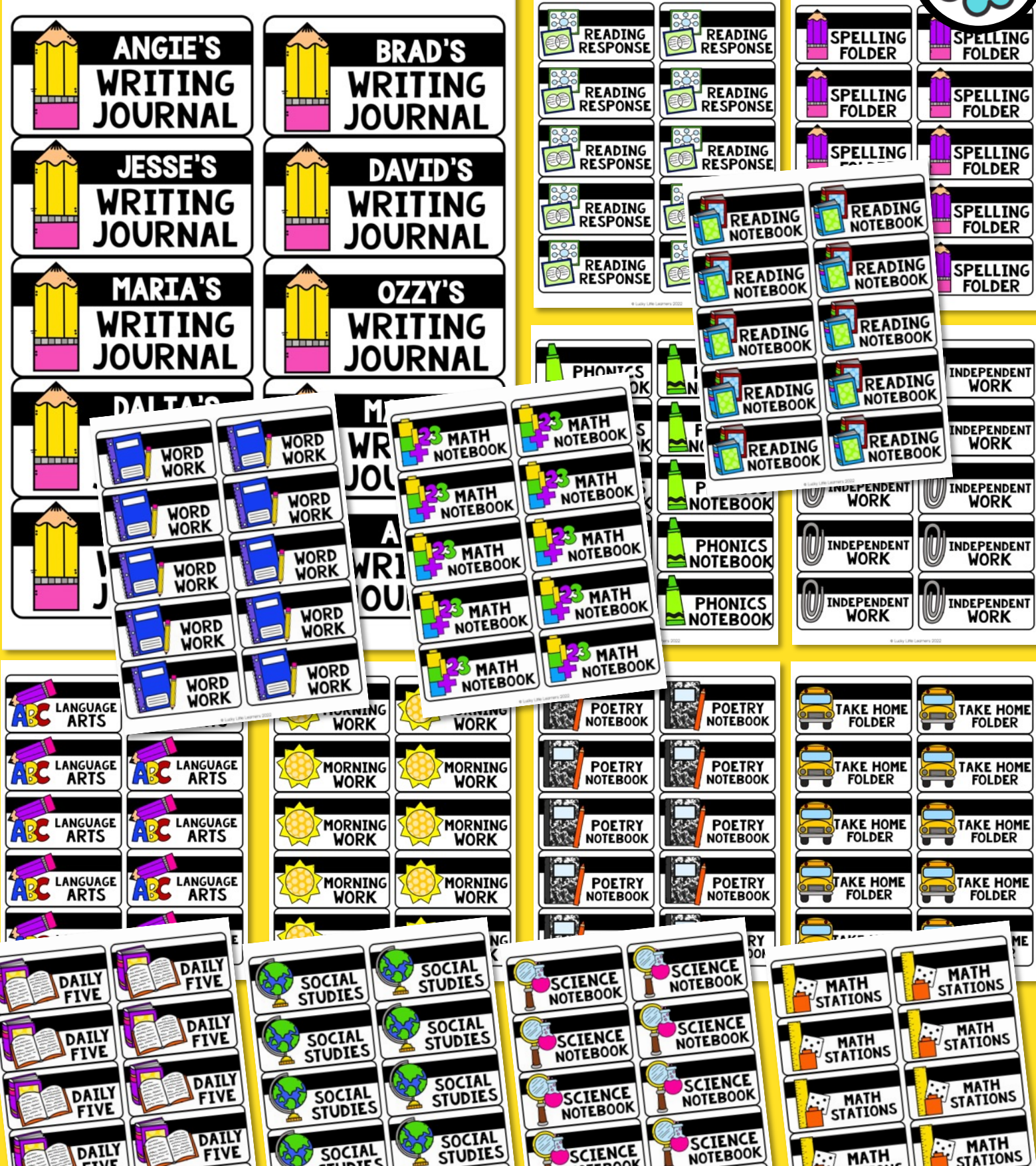
FILE

GRADE

Student labels sized for Avery™ labels



FOLDERS & NOTEBOOKS



30 designs – add student names – editable versions – print on 2" x 4" labels

BINDER COVERS



SCHOOL
DOCUMENTS



© Lolly Life Learners 2022

ART
PROJECTS



© Lolly Life Learners 2022

DECEMBER
MATERIALS




© Lolly Life Learners 2022



LESSON PLANS

© Lolly Life Learners 2022

MATH
MATERIALS




© Lolly Life Learners 2022

LESSON
PLANS




© Lolly Life Learners 2022

INTERVENTION
RECORDS



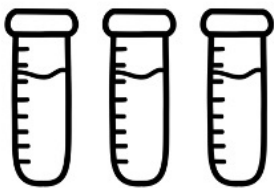
© Lolly Life Learners 2022

HOME
WORK



© Lolly Life Learners 2022

SCIENCE
UNITS




© Lolly Life Learners 2022

WEEKLY
PLANS



© Lolly Life Learners 2022

DATA
BINDER



© Lolly Life Learners 2022

READING
MATERIALS



© Lolly Life Learners 2022

SOCIAL
STUDIES



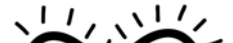
STEAM
PROJECTS



WRITING
LESSONS



SOCIAL
EMOTIONAL



**28 designs – editable versions –
spine labels included for 1" & 1.5" binders**

© Lolly Life Learners 2022

© Lolly Life Learners 2022

© Lolly Life Learners 2022

© Lolly Life Learners 2022

TEACHER TOOLBOX



ERASERS




SHARPENERS




VELCRO



TAPE



BINDER CLIPS




PUSH PINS



CLOTHES PINS



STICKERS




PUSH PINS



CALCULATOR



PENS



BATTERIES



GLUE STICKS




PENCILS



STICKY NOTES



MONEY



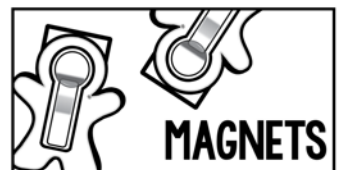
CRAYONS



MARKERS



SCISSORS



MAGNETS



STAPLES



PAPER CLIPS




SAFETY PINS



STAMPS



INDEX CARDS



HOLE PUNCH



TAPE MEASURE



TIMER



HOT GLUE



SHARPIES



INK PADS



COFFEE PODS



POPSICLE STICKS



HOOKS





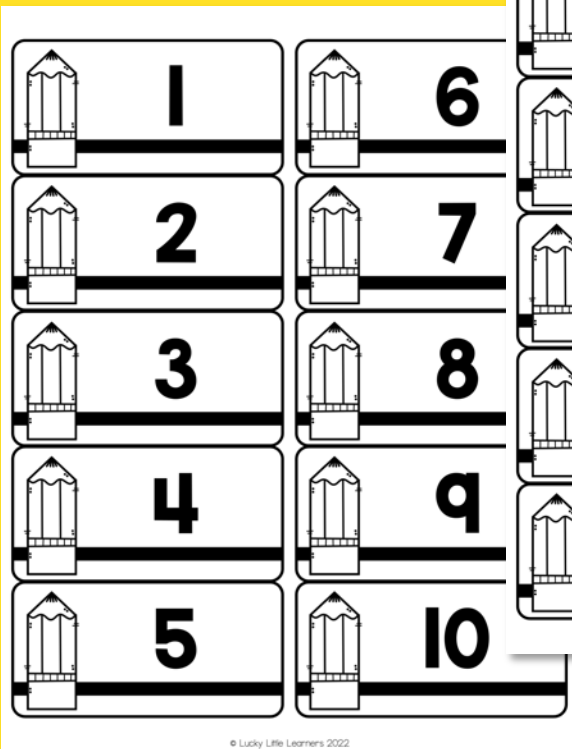
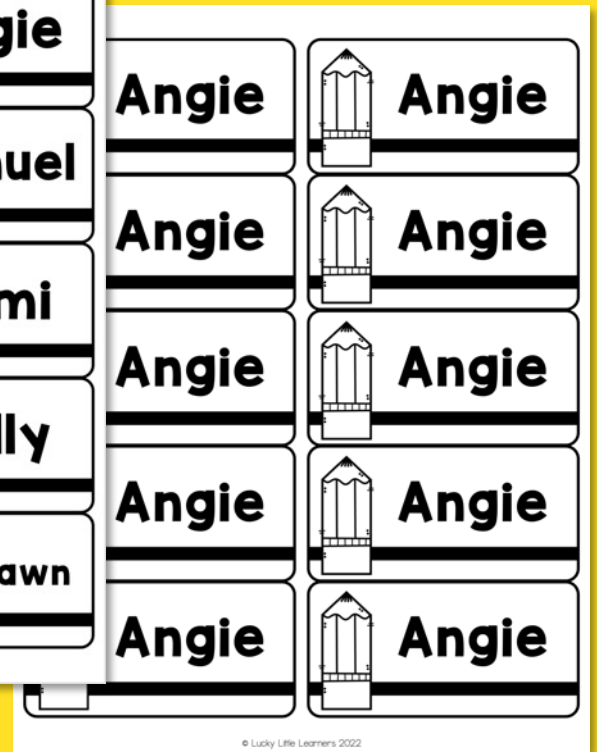
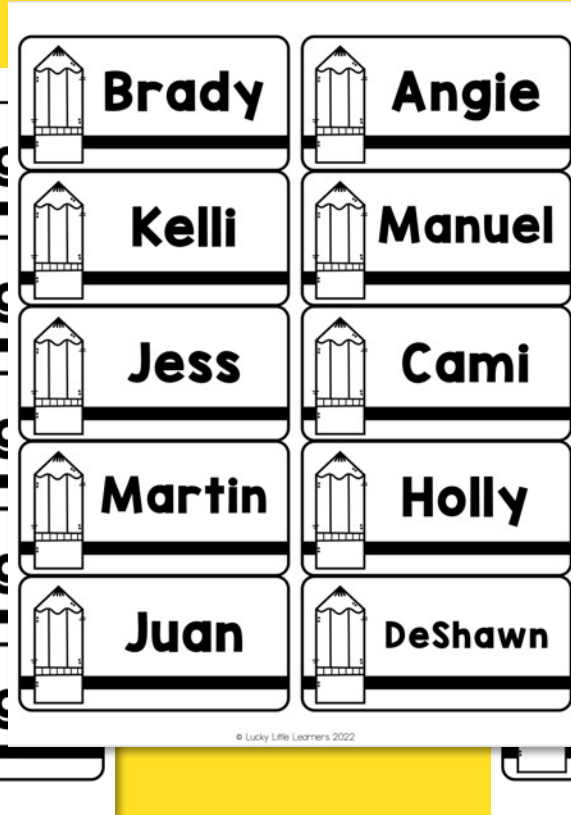
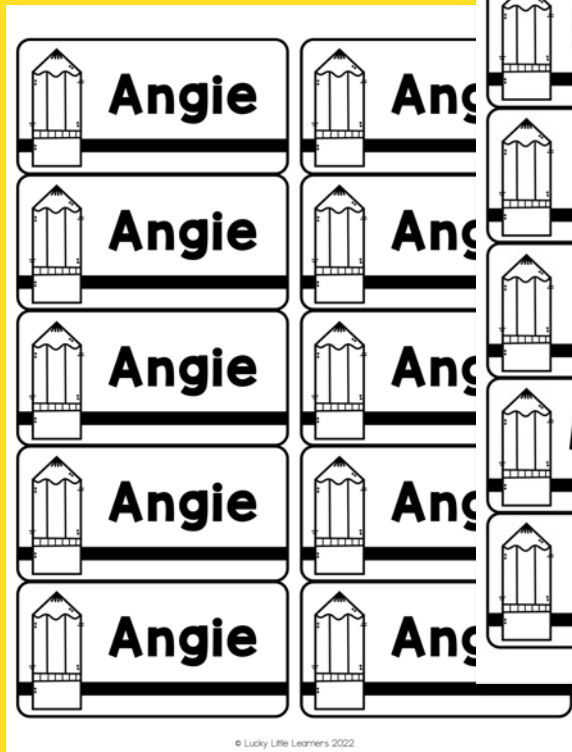
HELLO my name is LABELS



ELASTICS

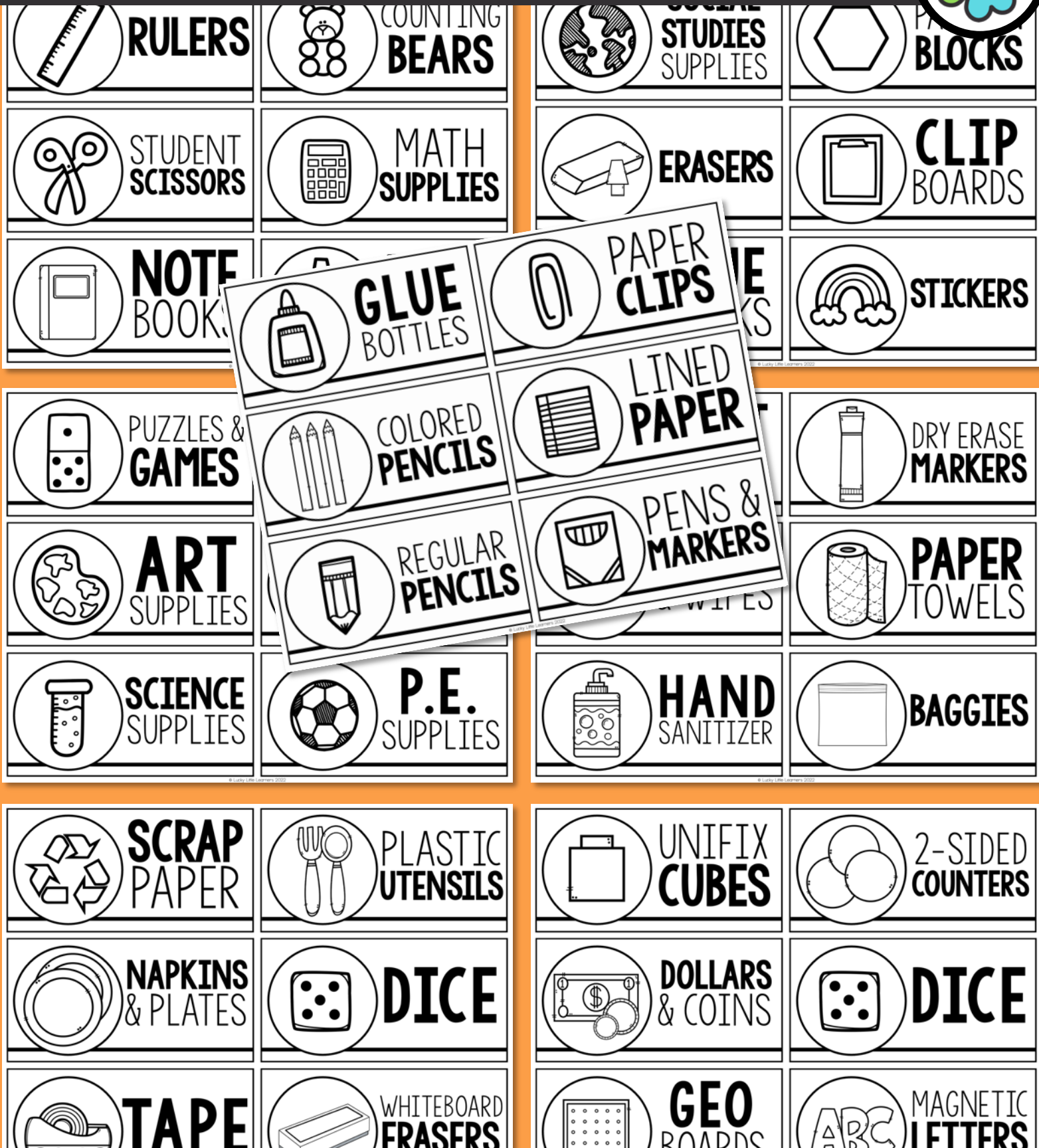
42 labels in 2 sizes— editable versions —
2.4" x 5.6" and 1.4" x 2.1"

STUDENT MAILBOXES



**Add student names or use numbers –
editable versions – print on 2" x 4" labels**

CLASS SUPPLIES



**42 labels – editable versions –
2.65" x 5.3"**

DRAWER LABELS



COPY

FILE

GRADE

MONDAY

TUESDAY

WEDNESDAY

THURSDAY

FRIDAY

NEXT WEEK

JANUARY

FEBRUARY

MARCH

APRIL

MAY

JUNE

PAPERS

PENS

OTHER

SCIENCE

SOCIAL STUDIES

HOMEWORK

JULY

AUGUST

SEPTEMBER

DECEMBER

MATH

WRITING

READING

30 labels – editable versions –
2.5" x 9.5"

classroom LIBRARY

BASIC 
BRIGHT
collection



EDITABLE

book bin labels

© Lucky Little Learners

KEEP SCROLLING FOR A
CLOSER LOOK!

LIBRARY LABELS

- - - - C O N T E N T S - - - - -

EACH LABEL COMES IN 4 SIZES:

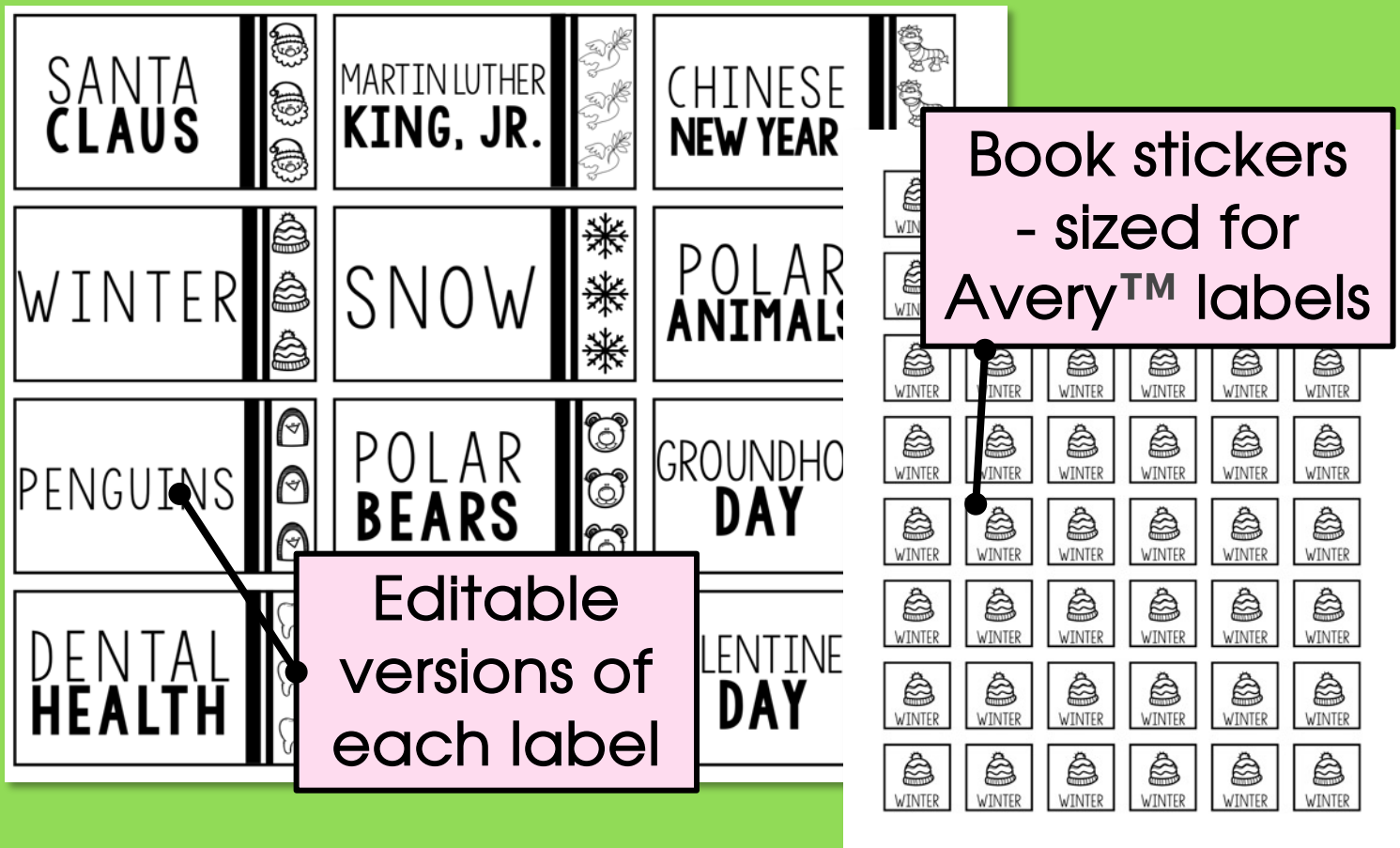
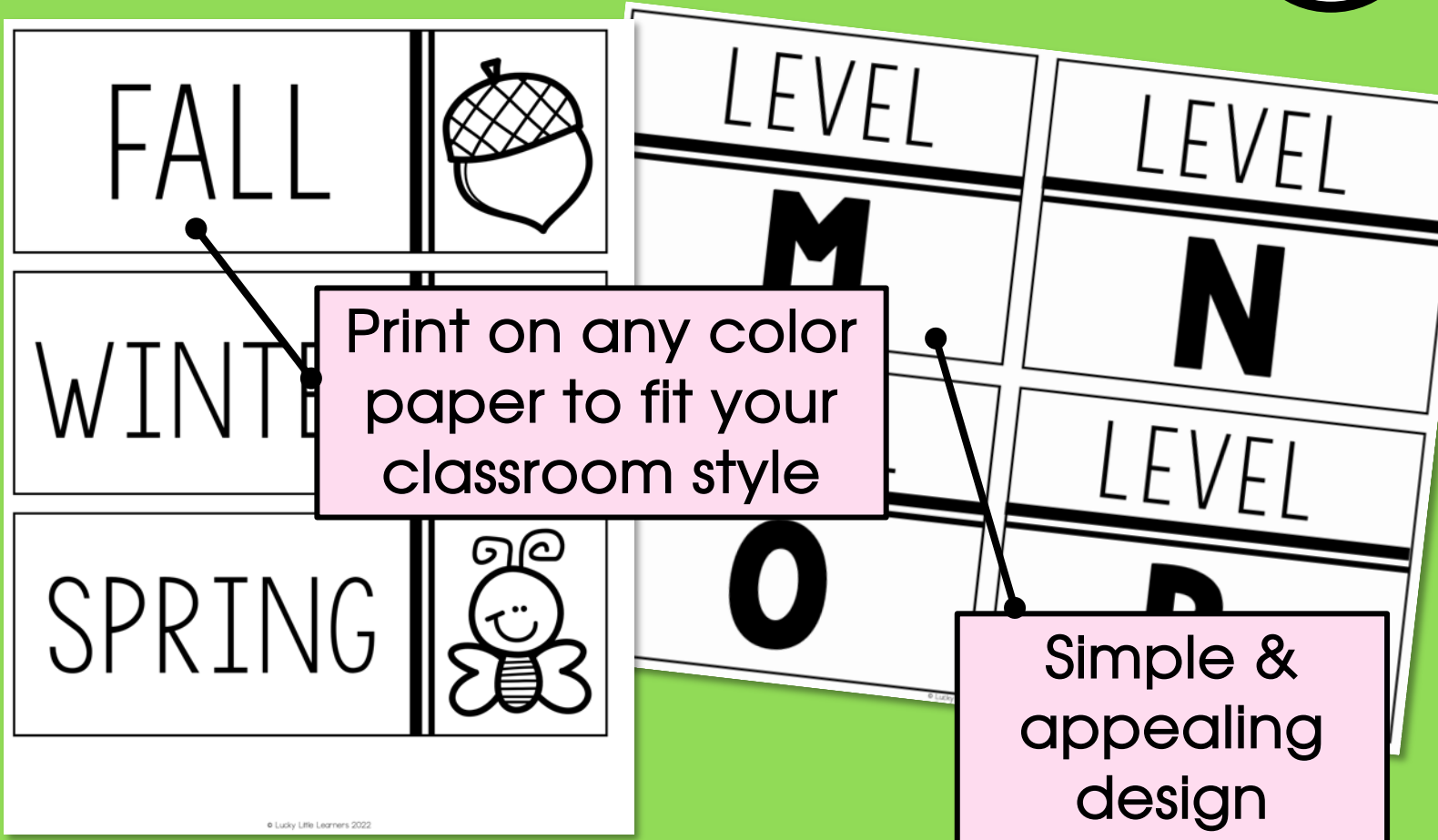
1. Large: 3" x 8"
2. Medium: 4" x 5.5"
3. Small: 1.9" x 3.3"
4. Tiny: 1" x 1" - perfect for book stickers

**EDITABLE
INCLUDED!**

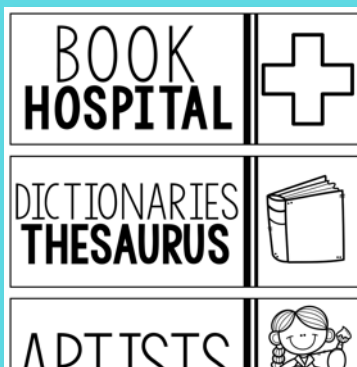



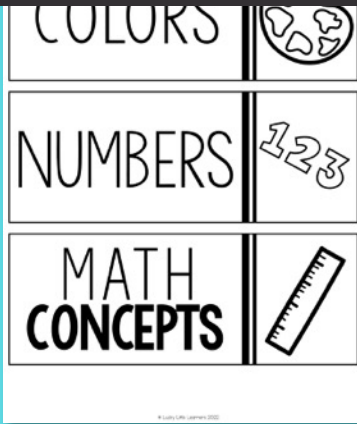
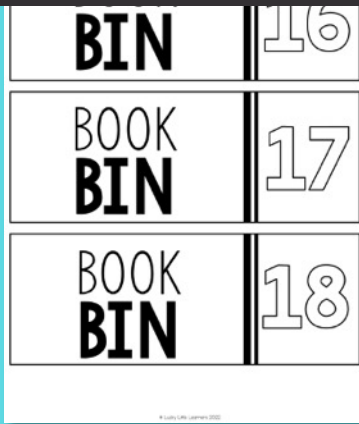
OVER 200 LABELS INCLUDED:

Levels 1-28	Snakes	Women's History	Ocean Animals	Nonfiction
Levels A-Z	Columbus	Easter	Sharks	Science Fiction
Book Bin 1-20	Monsters	Earth Day	Beach	Mystery
Monthly	Aliens	Farm Animals	Birds	Fables
Fall	Thanksgiving	Pets	Bears	Tall Tales
Winter	Native Americans	Jungle Animals	Chickens	Fantasy
Spring	Food	Forest Animals	Dogs	Joke Books
Summer	Christmas	Plants	Cats	Adventure
Four Seasons	Kwanza	Amphibians	Zoo Animals	Mythology
Back To School	Hanukkah	Life Cycles	Dinosaurs	Nursery Rhymes
School	Gingerbread Stories	Frogs	Mammals	Biographies
Apples	Santa Claus	Habitats	Health	Student Authors
Feelings	December Holidays	Landforms	Five Senses	Grammar Concepts
Alphabet Books	Martin Luther King, Jr.	Poetry	Social Emotional	Reader's Theater
Friends	Chinese New Year	Butterflies	Desert	Phonics Concepts
Colors	Winter	Mother's Day	Rainforest	High Frequency Word
Numbers	Snow	Family	Prairie	Favorite Authors
Math	Polar Animals	Citizenship	Pond Life	Rhyming Stories
Shapes	Penguins	Community Helpers	Bodies Of Water	Movie Characters
Money	Polar Bears	Communities	Continents	Television Characters
Science	Groundhog Day	America	Careers	Celebrities
Social Studies	Dental Health	Outer Space	Camping	Teacher Favorites
Halloween	100th Day	Inventions	Food	Class Favorites
Pumpkins	Valentine's Day	S.T.E.M.	Pirates	Book Hospital
Fire Safety	Presidents' Day	Transportation	Sports	Dictionary/Thesaurus
Spiders	Black History	Buildings	Superheroes	Artists
Owls	St. Patrick's Day	Construction	Fairy Tales	Music
Insects	Weather	Trains	Fractured Fairy Tales	
Bats	Severe Weather	Fish	Fiction	

LABELS CLOSE-UP

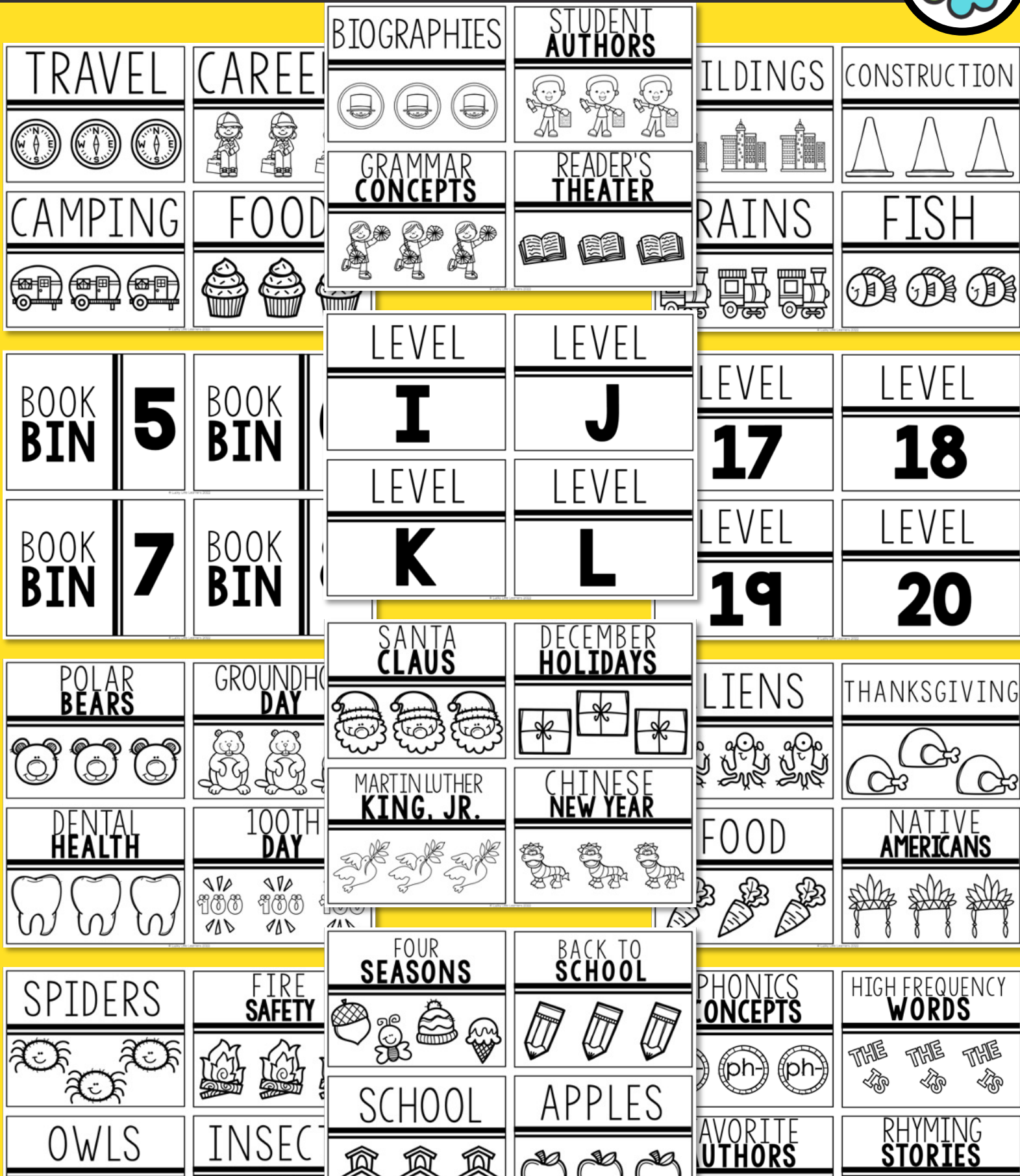


LARGE LABELS



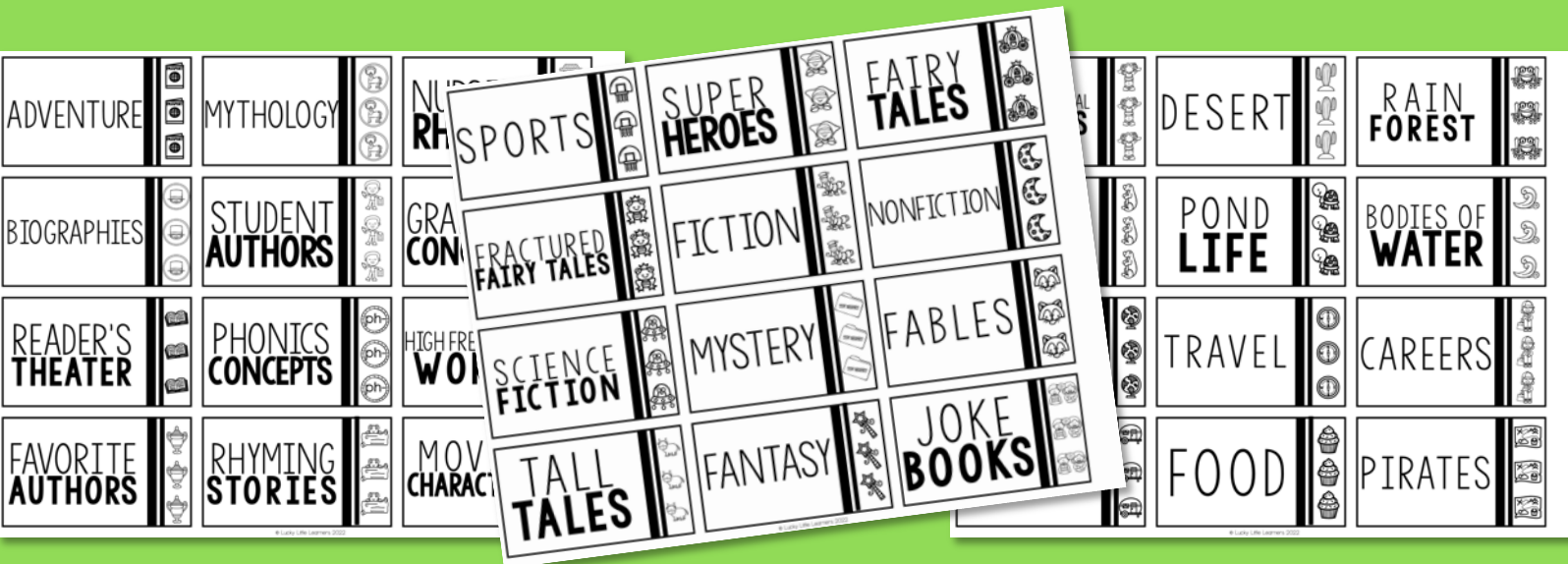
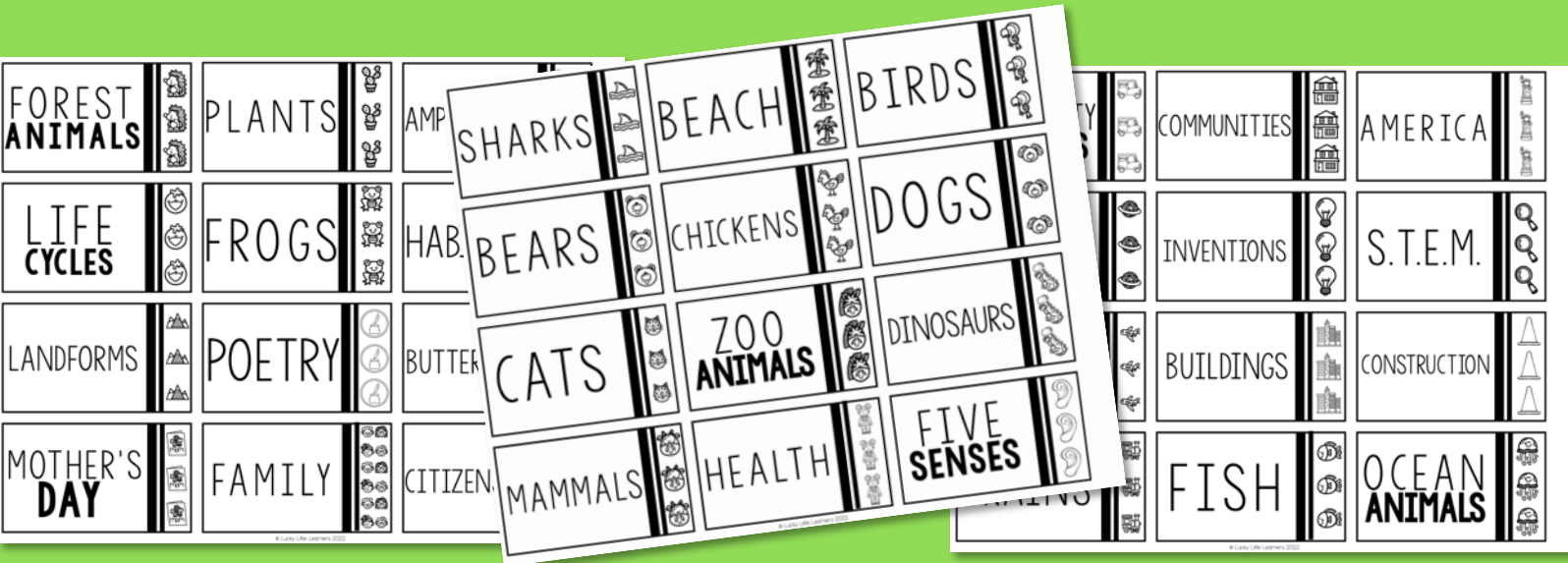
3" x 8" — Ideal for large book bins

MEDIUM LABELS



4" x 5.5" – Ideal for medium book bins

SMALL LABELS



1.9" x 3.3" — Ideal for small book bins

classroom HELPERS

BASIC 
BRIGHT
collection

J O B S



CLASSROOM

J O B S



EDITABLE

student jobs display

© Lucky Little Learners

KEEP SCROLLING FOR A
CLOSER LOOK!

CLASS JOBS

----- CONTENTS -----

COMPONENT	DETAILS
HORIZONTAL JOB CARDS	36 jobs 3.6" x 3.4" cards
VERTICAL JOB CARDS	36 jobs 3" x 8" cards
DISPLAY HEADER	2 designs
STUDENT NUMBERS	2 designs
JOB APPLICATION	Letter size page

EDITABLE JOB CARDS INCLUDED!

JOB CARDS CLOSE-UP



Simple & appealing design

Print on any color paper to fit your classroom style

Editable versions of each card

Space for student names or numbers

ATTENDANCE
TAKER

TEACHER'S
ASSISTANT

MORNING
GREETER

ELECTRICIAN

CLEANUP
CREW

LUNCH
HELPER

FOLDER
CHECKER

CLEANUP
CREW

CENTER
CHECKER

FOLDER
CHECKER

SUPPLY
MONITOR

FOLDER
STUFFER

BOARD
R


HORIZONTAL CARDS



 MORNING
GREETER

 CENTER
CHECKER

 TECHNOLOGY
ASSISTANT

 ELECTRICI

 ATTENDANCE
TAKER

 SUPPLY
MONITOR

 HAND
SANITIZER

 LUN
HELP

 MAIL
SORTER

 BOARD
CLEANER


 HOMEWORK
R

 TEACHER'S
ASSISTANT

 PAP
MANAG

 CHAIR
STACKER

 ROOM
TITOR

 GARDI

 PENCIL
SHARPENER

 PHONE
DU

 SUBSTITUTE

 CHECK

 SNACK
HELPER


 PROBL
SOLV

 CLEANUP
CREW

 NDAR
LPER

 TIME
KEEPER

 FOLDER
CHECKER

 FOLDER
STUFFER


 PLEDGE
LEADER


 TABLE
WASHER

 DO
HOLD

 FOLDER
STUFFER

 PLEDGE
LEADER

 TABLE
WASHER

 CABOOSE

 LIBRARIAN

 RECYCLER

 ERRAND

 LINE

 PET

36 JOBS INCLUDED — EDITABLE — 3" X 8"

VERTICAL CARDS



ATTENDANCE TAKER	CHAIR STACKER	GARDENER
MAIL SORTER	DESK CHECKER	FOLDER STUFFER

© Lucky Life Learners 2022

TECHNOLOGY ASSISTANT	CENTER CHECKER	HOMEWORK CHECKER
SUPPLY MONITOR	BOARD CLEANER	HAND SANITIZER

© Lucky Life Learners 2022

TEACHER'S ASSISTANT	MORNING GREETER	ELECTRICIAN
CLEANUP CREW	LUNCH HELPER	FOLDER CHECKER

© Lucky Life Learners 2022

PENCIL SHARPENER	PHONE DUTY	PAPER MANAGER
SNACK HELPER	PROBLEM SOLVER	TIME KEEPER

© Lucky Life Learners 2022

BATHROOM MONITOR	CALENDAR HELPER	SUBSTITUTE
DOOR HOLDER	ERRAND RUNNER	PLEDGE HEALER

RECYCLER	PET CARETAKER	CABOOSE
TABLE WASHER	LIBRARIAN	LINE LEADER

36 JOBS INCLUDED — EDITABLE — 3" X 8"

EXTRAS



CLASS

ROOM

H

L

P

E

J

B

C

S

JOB APPLICATION

Name:

Date:

Job choice #1:

I am the best person for this job because:

Job choice #2:

I am the best person for this job because:



Circle 3 words that describe you.

organized	clean
responsible	hardworking
confident	kind
trustworthy	helpful

13 14 15
16 17 18
19 20 21
22 23 24

Student numbers

© Lucky Life Learners 2022

Student numbers

© Lucky Life Learners 2022

13 14 15
16 17 18
19 20 21
22 23 24

Student numbers option 2

© Lucky Life Learners 2022

Student numbers option 2

© Lucky Life Learners 2022

classroom BIRTHDAYS

BASIC 
BRIGHT
collection



EDITABLE
display options & more

© Lucky Little Learners

KEEP SCROLLING FOR A
CLOSER LOOK!

BIRTHDAY

----- CONTENTS -----

COMPONENT	DETAILS
DISPLAY HEADERS	Small & large versions
MONTH POSTERS	3 designs: -small -large -pendants -cupcakes
NAME CARDS	2 designs -rectangle -candles
EXTRAS	Certificates All About Me poster Home letters

EDITABLE VERSIONS INCLUDED!

DISPLAY CLOSE-UP



Print on any color paper to fit your classroom style

Simple & appealing designs



Editable versions of each piece



Space for student names or photos







SMALL POSTERS







 **JANUARY** 



 **FEBRUARY** 


 **MARCH** 



 **APRIL** 



 **MAY** 



 **JUNE** 



 **JULY** 

 **AUGUST** 


 **SEPTEMBER** 

 **OCTOBER** 

 **NOVEMBER** 

 **DECEMBER** 



 **MARCH** 

 **JUNE** 


**JUST ADD
STUDENT NAMES
AND DATES!**

HALF PAGE SIZE POSTERS – EDITABLE

LARGE POSTERS













**USE NAME
CARDS OR TYPE
RIGHT ON THE
POSTERS!**




FULL PAGE SIZE POSTERS — EDITABLE

PENNANT POSTERS



FULL PAGE SIZE POSTERS — EDITABLE

CUPCAKE DISPLAY



**JUST ADD
STUDENT NAMES
AND DATES TO
THE CANDLES!**

FULL PAGE SIZE POSTERS — EDITABLE

BIRTHDAY EXTRAS



CLASS

ROOM

R

A

Y

B

I

U

R

SUMMER
BIRTHDAY

HAPPY BIRTHDAY!

Next week we will be celebrating your child's birthday in school. To celebrate, please have him/her choose one special book from home. We will read this book together as a class. We will sing "Happy Birthday" and spend about 15 minutes celebrating him/her by reading your child's picture book.

Thank you for your help!



IZING ME

in the answers below.

A PICTURE OF ME

HA BIRT

I hope all of your wishes come true. Enjoy your special day!




Date

Teacher

I AM

YEARS
OLD

MY FAVORITE COLORS

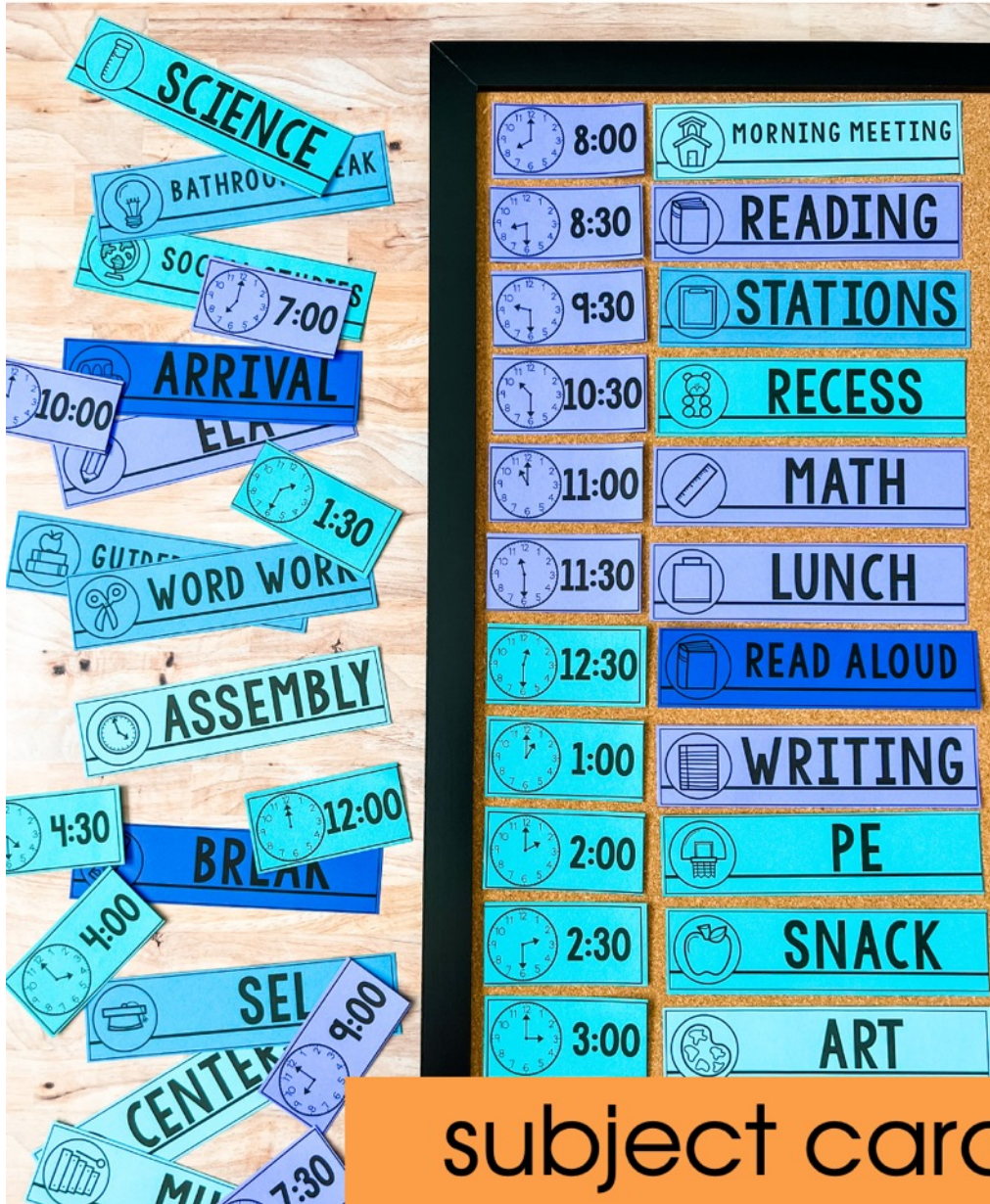


MY
TALENT

WHO I LIVE WITH

classroom SCHEDULE

BASIC 
BRIGHT
collection



EDITABLE

subject cards & more

© Lucky Little Learners

KEEP SCROLLING FOR A
CLOSER LOOK!



SCHEDULE

----- CONTENTS -----

COMPONENT	DETAILS
DISPLAY HEADERS	<ul style="list-style-type: none">• The words daily, class, & schedule
SUBJECT CARDS	<ul style="list-style-type: none">• Small version (8" x 2")• Large version (10.7" x 2.6")• 24 premade cards
TIME CARDS	<ul style="list-style-type: none">• Small version• Large version• Includes analog & digital times
EXTRAS	<ul style="list-style-type: none">• Individual student schedules

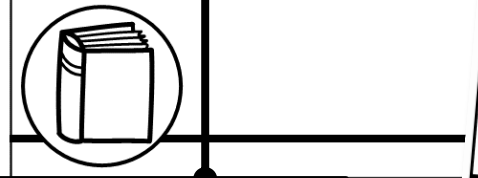
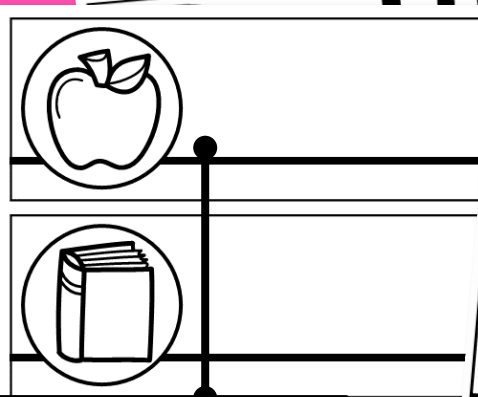
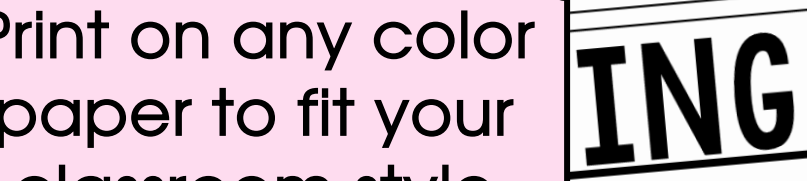
EDITABLE VERSIONS INCLUDED!

SCHEDULE CLOSE-UP

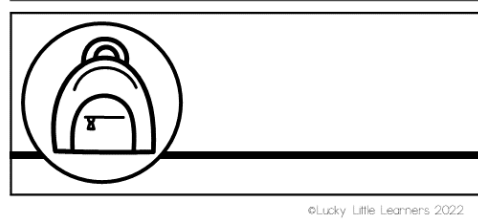
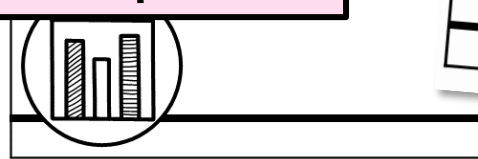
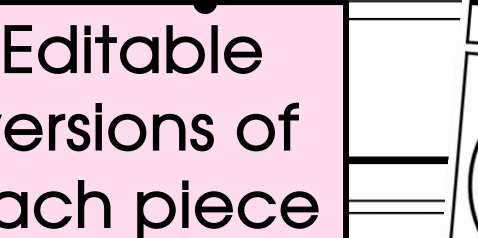


Print on any color paper to fit your classroom style

Analog & digital clocks on time cards


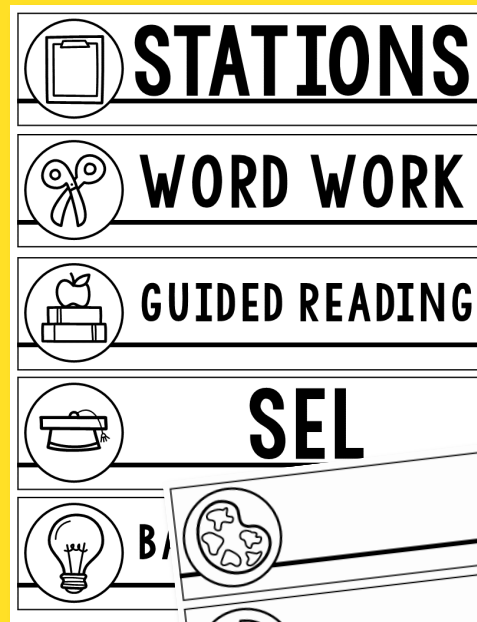
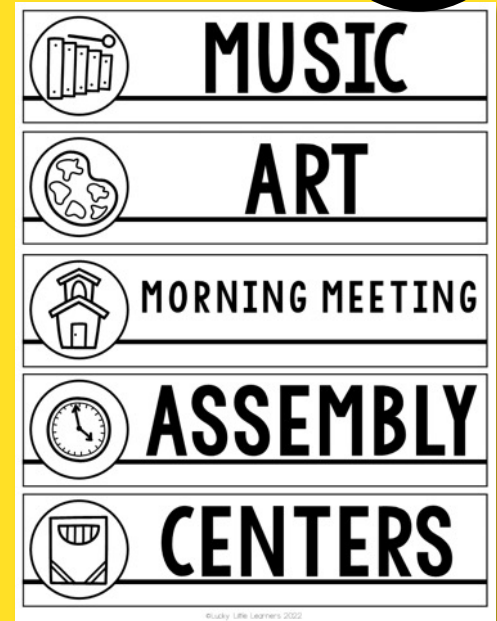
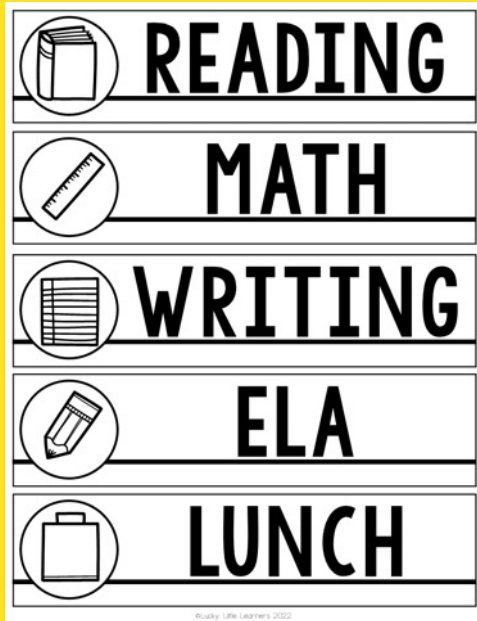


Editable versions of each piece



Large & small subject cards for the schedule



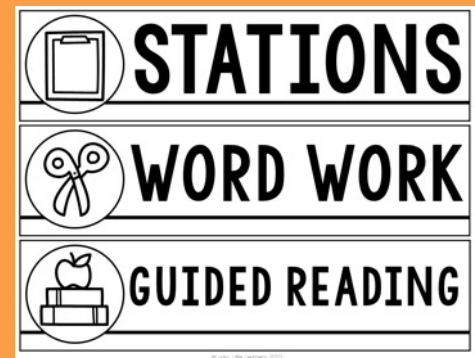
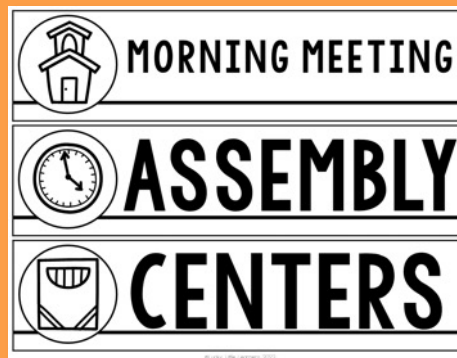
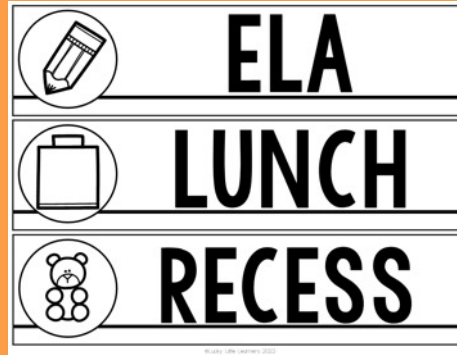
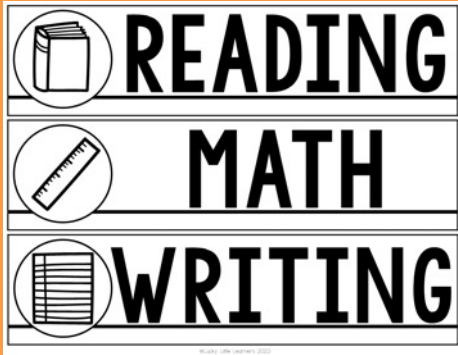
SMALL SUBJECT CARDS



**DON'T SEE THE
WORDING YOU
NEED? EDITABLE
IS INCLUDED!**

2" x 8" cards – print at any scale


LARGE SUBJECT CARDS



**DON'T SEE THE
WORDING YOU
NEED? EDITABLE
IS INCLUDED!**

10.7" x 2.6" — print at any scale

SCHEDULE EXTRAS



DAILY

CLASS

S

C

H

© Lucky Life Learners 2022 small version

SCHEDULE

SCHEDULE

SCHEDULE

SCHEDULE

--	--

--	--

SCHEDULE

SCHEDULE

SCHEDULE

SCHEDULE

© Lucky Life Learners 2022

SCHEDULE

SCHEDULE

SCHEDULE

SCHEDULE

© Lucky Life Learners 2022

SCHEDULE

SCHEDULE

9:00	ELA
10:00	MATH
12:00	LUNCH
1:00	ART
3:00	HOME

8:15	SELF START
10:00	WRITING
1:00	MATH
2:00	SCIENCE
2:30	READING

SCHEDULE

SCHEDULE

8:00	ARRIVE
TIME	CENTERS
TIME	LUNCH
TIME	SOCIAL STUDIES
TIME	LEAVE

9:15	WRITE
10:00	MATH
12:00	READ
1:00	STEM
2:00	ART

© Lucky Life Learners 2022


SCHEDULE

SCHEDULE

© Lucky Life Learners 2022

classroom VISUALS

BASIC 
BRIGHT
collection



EDITABLE
charts, posters, & more

© Lucky Little Learners

KEEP SCROLLING FOR A
CLOSER LOOK!


CLASS VISUALS

----- CONTENTS -----

COMPONENT	DETAILS
CLASS RULE POSTERS	<ul style="list-style-type: none"> • 2 sets of 5 *editable* rules • Student rule booklets
ALPHABET POSTERS	<ul style="list-style-type: none"> • 3 different styles included • Showcases upper and lower case on each poster with a keyword image
NUMBER POSTERS	<ul style="list-style-type: none"> • Each number 1-20 • Intervals of ten 30-90 • Intervals of a hundred 100-1000
VOICE LEVEL CHART	<ul style="list-style-type: none"> • Voice level chart header • Cards for: Levels 1-5
CLASS DISMISSAL CHART	<ul style="list-style-type: none"> • Headers: Ways we get home, dismissal • Cards for: Car, bus, walk, scooter, daycare, and bike
LUNCH CHOICE CHART	<ul style="list-style-type: none"> • Headers for: Home lunch, school lunch, choice 1-4, hot lunch, cold lunch, pizza, salad, milk • 3 styles of student number cards
ASL HAND SIGNALS	<ul style="list-style-type: none"> • 20 different signals with request phrases
CLASS NUMBER LINE & STUDENT NUMBER LINES	<ul style="list-style-type: none"> • Classroom number line to 100 or 120 • Student number lines to 20 and 100
STUDENT PARTNER CARDS & GROUPING POSTERS	<ul style="list-style-type: none"> • Animal partner cards • Food partner cards • Household items partners cards • Groupings for each set
STUDENT DESK NAME PLATES	<ul style="list-style-type: none"> • Editable to type on student names • Versions for K-6 • Print & cursive versions

EDITABLE VERSIONS INCLUDED!

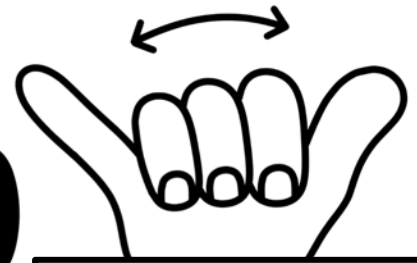
DISPLAY CLOSE-UP



boat

Print on any color paper to fit your classroom style


ME
TOO



Simple & appealing designs

Rb

NEED A
PENCIL



RULE NUMBER 3



MILK

Editable versions of each visual

DO YOU
BEST

SANDWICH

COLD
LUNCH



CLASS RULE POSTERS



RULE NUMBER 1

BE
KIND

RULE NUMBER 2

WORK
HARD

RULE NUMBER 3

DO YOUR
BEST

RULE NUMBER 4

SHOW
RESPECT

RULE NUMBER 5

RAISE
YOUR HAND

CLASSROOM RULES

NAME _____



LOOKS LIKE

SOUNDS LIKE

FEELS LIKE

RULE 1: _____

SOUNDS LIKE

FEELS LIKE

KE

SOUNDS LIKE

FEELS LIKE

RULE 3: _____

**INCLUDES
CLASS
RULES
BOOKLET!**

FULL PAGE SIZE POSTERS — EDITABLE

ALPHABET & NUMBERS



rabbit

Rr



leaf

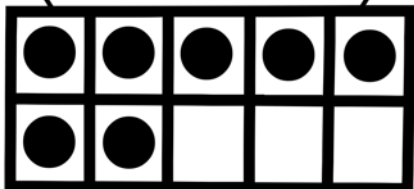
Ll



necklace

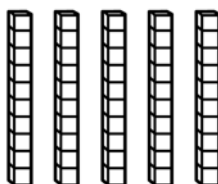
Nn

seven






**INCLUDES
LARGE
CLASS
NUMBER
LINE TO 120**

fifty



three hundred



79 80

82 83

FULL PAGE SIZE POSTERS — EDITABLE

LEVEL 1 WHISK

LEVEL 3 GROUP



10

20

4



OTHER VISUALS



 1 lamp	 1 bulb	 4 ball	 1 dog	 1 bone	 4 mouse	GROUP C CAPTAIN REPORTER RECORDER MATERIALS MANAGER	GROUP D CAPTAIN REPORTER RECORDER MATERIALS MANAGER
 2 pencil	 2 paper	 2 fish	 2 bowl	 5 hen			
 3 letter	 3 mailbox	 3 horse	 3 hay	 6 pig			
 6 toothbrush	 6 toothpaste	 7 butter	 7 bread	 10 ice cream			
			 8 salt	 8 pepper	 11 burger	 11 fries	
			 9 milk	 9 cereal	 12 pasta	 12 meatballs	

GROUP G

CAPTAIN

REPORTER

RECORDER

MATERIALS MANAGER

GROUP H

CAPTAIN

REPORTER

RECORDER

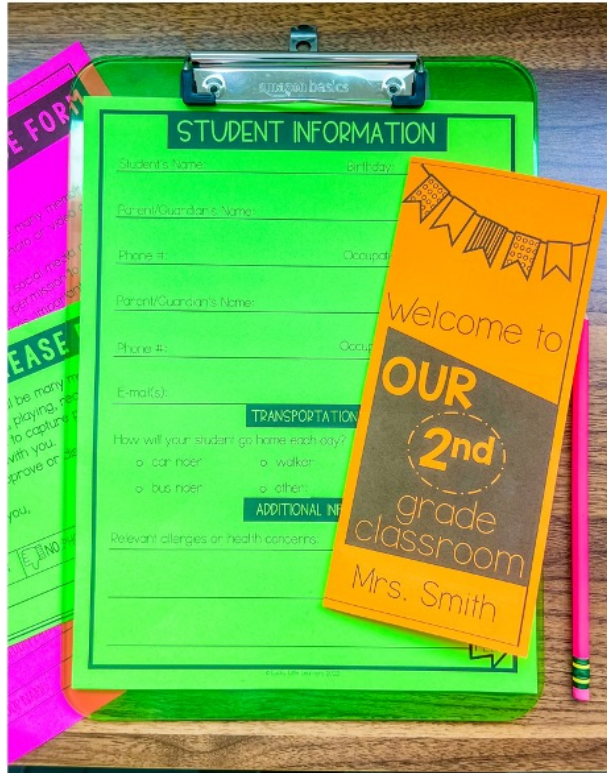
MATERIALS MANAGER

HALF PAGE SIZE POSTERS – EDITABLE

8 DESIGNS — TYPE STUDENT NAMES

classroom OPEN HOUSE

BASIC 
BRIGHT
collection



STUDENT INFORMATION

Student's Name: _____ Birth day: _____

Parent/Guardian's Name: _____

Phone #: _____ Occupied: _____

Parent/Guardian's Name: _____

Phone #: _____ Occupied: _____

E-mail(s): _____

How will your student go home each day?

☐ car pool ☐ walk ☐ bus ☐ other: _____

Relevant allergies or health concerns: _____

TRANSPORTATION

ADDITIONAL INFO

Welcome to our 2nd grade classroom
Mrs. Smith



OPEN HOUSE NIGHT

WELCOME back to SCHOOL
Please sign in here and grab your checklist!

Meet the Teacher CHECKLIST

- ☐ Sign in and say hello to your teacher!
- ☐ Find your seat.
- ☐ Fill out the student information sheet and turn it in.
- ☐ Put your school supplies in the designated spots.
- ☐ Check out the volunteering opportunities.
- ☐ Fill in the transportation sheet.
- ☐ Browse through our class wish list.
- ☐ Say "see you later" to your teacher.
- ☐ Take a walk around the other staff.



MEET THE TEACHER

I graduated from Oklahoma State University in 2012 with a Bachelor's in Elementary Education. Go pokes! I have since taught ten years for our amazing school district. Four years were in 1st grade and six were in the best grade...SECOND!

PRESENT
My current faves:

I am THRILLED that I get to be your teacher this year!

MRS. SMITH
YOU ARE ENOUGH!
(321) 987-6543
msmith@schools.org



HELP WANTED

Can you lend a helping hand? Would you be willing to cut out laminations, read with individual students, organize centers, or make copies? Some of these things can even be done at home! Please fill out the information below!

NAME:	PHONE OR EMAIL	PREFERRED DAYS:	WHERE?
			<input type="radio"/> I can come to school to help.
			<input type="radio"/> I can help at home.
			<input type="radio"/> I can come to school.

HELP
Can you lend a helping hand? Please fill out the information below!

NAME: _____ PHONE OR EMAIL: _____

EDITABLE
stations, forms, & more

© Lucky Little Learners

**KEEP SCROLLING FOR A
CLOSER LOOK!**

OPEN HOUSE

----- CONTENTS -----

Photo prop signs

Parent brochure

Student gift tags – 4 options

Volunteer sign-up sheets

Transportation sheet

Classroom wish list hand-outs

Welcome sign-in sheet

Meet the teacher template & example

Social media and photo release forms

Student information forms

EDITABLE VERSIONS INCLUDED!

DISPLAY CLOSE-UP



THANKS FOR
POPPING
IN!

THANKS FOR
POPPING
IN!

Print on any color
paper to fit your
classroom style

THANKS FOR
POPPING
IN!

THANKS FOR
POPPING
IN!

STUDENT INFORMATION

Student's Name: _____ Birthday: _____

Parent/Guardian's Name: _____

Phone #: _____ Occupation: _____

Parent/Guardian's Name: _____

Phone #: _____

Email(s): _____

How will your student go to school?

☐ car rider

☐ bus rider

☐ other: _____

ADDITIONAL INFO.

Any allergies or health concerns: _____



Simple &
appealing
designs

MEET THE
TEACHER

PRESENT
My current faves.

FUTURE
Best Year Ever. ahead!

Editable
versions of
each page

HELP WANTED

Can you lend a helping hand? Would you be willing to cut out lamination, read with individual students, organize centers, or make copies? If so, please fill out the information below!

NAME: _____ PHONE OR EMAIL: _____ PREFERRED DAYS: _____




MEET THE TEACHER

PAST
What did I do to get here today?

PRESENT
My current faves.

FUTURE
Best Year Ever... ahead!

OPEN HOUSE STATIONS



SOCIAL MEDIA/ PHOTO/VIDEO RELEASE FORM

Dear families,

During our year together, there will be many moments that I would love to capture a photo share with you.

Our classroom has a teacher-run social media account. The account is private and requires permission to post. I plan to share pictures, videos, imports and upcoming dates. More information about it provided below.

Please indicate below if you approve or disapprove of photos of your student being shared online, in print or printed and hung in our school.

Thank you,

☐ YES. PHOTOS MAY BE SHARED ☐ NO. PHOTOS MAY NOT BE SHARED

CHILD'S NAME: _____ DATE: _____

PARENT'S SIGNATURE: _____

SOCIAL MEDIA PLATFORM: _____

LINK: _____

GROUP NAME: _____

PHOTO RELEASE FORM

Dear families,

During our year together, there will be many moments that we will share. Learning to help...the list goes on! I would love videos of these memories to share with you.

Please indicate below if you approve or disapprove of your student being photographed.

Thank you

☐ YES. PHOTOS/VIDEOS MAY BE TAKEN ☐ NO. PHOTOS/VIDEOS MAY NOT BE TAKEN

CHILD'S NAME: _____ DATE: _____

PARENT'S SIGNATURE: _____

Meet the Teacher CHECKLIST

Please use this as a guide as you are making your way around our classroom! I am here to answer any questions.

- ☐ Sign in and say hello to your teacher!
- ☐ Find your seat.
- ☐ Fill out the student information sheet and turn it in.
- ☐ Put your school supplies in the designated spots.
- ☐ Check out the volunteering opportunities.
- ☐ Fill in the transportation sheet.
- ☐ Browse through our class wish list.
- ☐ Say 'see you later!' to your teacher.
- ☐ Take a walk around the school and meet other staff members.

STUDENT INFORMATION

Student's Name: _____ Birthday: _____

Parent/Guardian's Name: _____

Phone #: _____ Occupation: _____

Parent/Guardian's Name: _____

Phone #: _____ Occupation: _____

E-mail(s): _____

TRANSPORTATION

How will your student go home each day?

- ☐ car rider ☐ walker ☐ daycare
- ☐ bus rider ☐ other: _____

ADDITIONAL INFO.

Relevant allergies or health concerns: _____

WELCOME
back to
SCHOOL

Please sign in here and grab your checklist!

1

TELL ME
all about
YOUR CHILD

Fill out the paperwork at your child's seat and place it in the turn in bin.

2

Drop off your
SCHOOL SUPPLIES

If you brought your supplies, please place them in the correct tub.

3

How will you
GO HOME?

Please fill out how your child will go home each day.

4

Would you like to
HELP US?

Interested in volunteering? Sign up here.

5

CHECK OUT
our classroom
WISH LIST

Donations from families truly make our classroom the best of the best! Browse through our needs here.

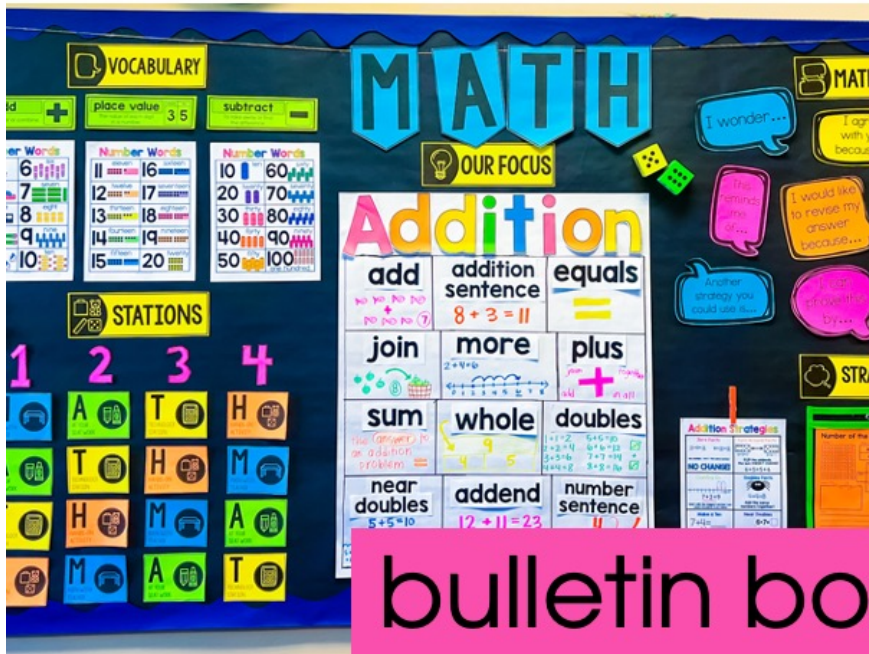
6

SIGNS & BROCHURE



classroom BULLETINS & door

BASIC 
BRIGHT
collection



EDITABLE
bulletin board kits + more

© Lucky Little Learners

KEEP SCROLLING FOR A
CLOSER LOOK!


BULLETIN & DOOR

----- CONTENTS -----

COMPONENT	DETAILS
Back to school bulletin board kit	"We are better together" display
"In this classroom" door banner	(2' x 6') - PDF and SVG files included
Affirmation station	Headers 42 positive affirmation cards
ELA bulletin board kit	Bulletin board title/banner header Section headers 3 large reading quotes Reading comprehension strategy posters Vocabulary cards Grammar skill posters Book spines for "what we are reading" Phoneme phonics posters Writing checklist posters Spelling list template
Math bulletin board kit	Bulletin board title/banner Section headers MATH centers/rotation cards Math talk sentence starters Vocabulary cards Anchor chart templates Number words posters Number of the day templates Vocabulary words Addition and subtraction strategy cards Hundreds chart

**EDITABLE
VERSIONS
INCLUDED!**

DISPLAY CLOSE-UP



VOCABULARY
WORDS OF THE WEEK

VOCABULARY

Print on any color paper to fit your classroom style

M

MATH WITH
TEACHER



I CAN
BREATHE



I CAN
DO & BE
ANYTHING



I CAN
MAKE A
DIFFERENCE



I CAN
ASK FOR

I CAN
BELIEVE



I CAN
LEARN
ANYTHING



Editable
versions of
each page

IN THIS CLASSROOM
WE ARE
KIND

Simple &
appealing
designs

WE ARE
IMPORTANT

WE ARE
RESPECTFUL

WE DON'T
GIVE UP

WE CAN DO
THINGS


WE HAVE
S OF FUN

ALWAYS
OUR BEST

WE ARE
LOVED



DOOR BANNER



- This banner is 2 FT X 6 FT
- PDF & SVG files included
- Print at your local office supply store, or cut out on a machine like Cricut!



BETTER TOGETHER



WE ARE

T

B

E

WE ARE

B

E

T

T

E

R

T

O

G

E

T

H

E

R

MRS. OLSON'S SECOND GRADE CLASS

LITERACY/ELA BOARD



VOCABULARY
 WORDS OF THE WEEK

VOCABULARY

NOUN

GIRL
 HOUSE
 APPLE

A **noun** is a person, place, or thing.

LITERACY

GRAMMAR
VOCABULARY
READING STRATEGIES

VISUALIZE

When I **visualize**, I create pictures in my mind using clues and descriptive details from the text as I read.

THINKING
 I'm picturing... My character...
 I can see, taste, smell, feel, hear...

VERB

A **verb** is a word that

astonish
 Surprisingly impressive and amazing

award
 A token of honor given for an accomplishment

blast
 A loud and sudden explosion or noise

peak
 Tip of point of something, usually tall

L

NARRATIVE WRITING

1		Think of a story to write about.
2		Write a beginning, middle, and end.
3		Give details about the character(s).
4		Use transition words to show order.
5		Write many details to describe the event.

e


bee

scene	key
me	happy
sea	cookie

TODAY A
READER

TOMORROW A
LEADER

MATH BOARD



LEARNING

FOCUS THIS WEEK

OUR FOCUS

I agree with you because...

What strategy did you use to solve it?

place value

The value of each digit in a number.

HUNDREDS	TENS
3	5

add

To join together or combine

subtract

To take away or find the difference.

even

A number that can be grouped into pairs.

NUMBER WORDS			
11	eleven	16	sixteen
12	twelve	17	seventeen
13	thirteen	18	eighteen
14	fourteen	19	nineteen
15	fifteen	20	twenty

MATH

STRATEGIES

COUNTING ON: 34 + 12 = 46
ZERO FACTS: 100 - 25 = 75
DOUBLES FACTS: 6 + 6 = 12
MAKE A TEN: 7 + 3 = 10

MATH TALK

I agree with you because...
I can prove this by...
The friends are...
I still have a question about...
I would like to review my answer because...
I think that doesn't make sense because...
My first step is...
I wonder...
I think... because...
What strategy did you use to solve it?
I disagree because...

VOCABULARY

even: 6
add: +
subtract: -
place value: 35

HUNDREDS CHART

1	2	3	4	5	6	7	8	9	10
11	12	13	14	15	16	17	18	19	20
21	22	23	24	25	26	27	28	29	30
31	32	33	34	35	36	37	38	39	40
41	42	43	44	45	46	47	48	49	50
51	52	53	54	55	56	57	58	59	60
61	62	63	64	65	66	67	68	69	70
71	72	73	74	75	76	77	78	79	80
81	82	83	84	85	86	87	88	89	90
91	92	93	94	95	96	97	98	99	100

H

HANDS-ON ACTIVITY

measuring TIME

We measure _____ using _____

ANALOG CLOCK

DIGITAL CLOCK

1:30

T

classroom GIFT TAGS

BASIC 
BRIGHT
collection




EDITABLE
Tags & ideas for the year

© Lucky Little Learners

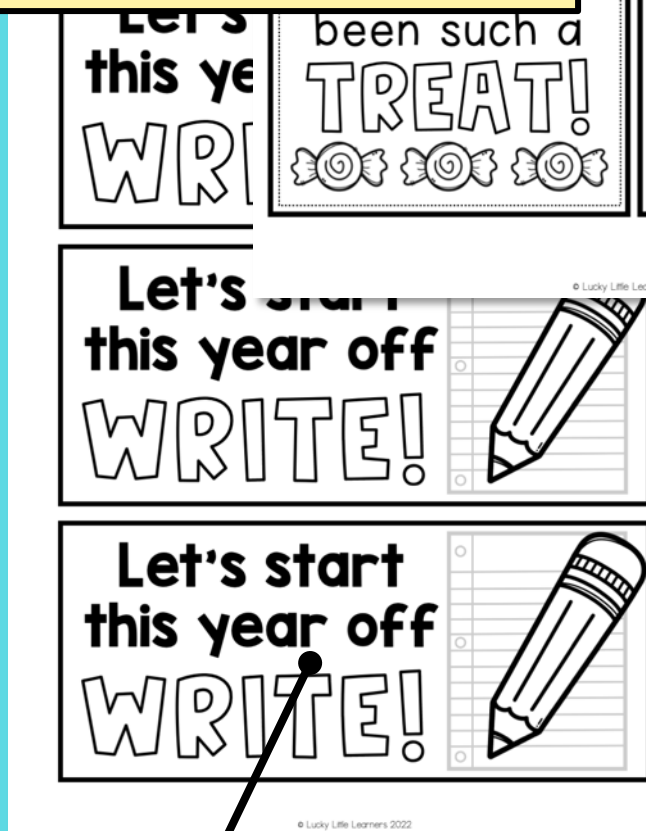
KEEP SCROLLING FOR A
CLOSER LOOK!

GIFT TAGS CLOSE-UP



Print on any color paper to fit your classroom style


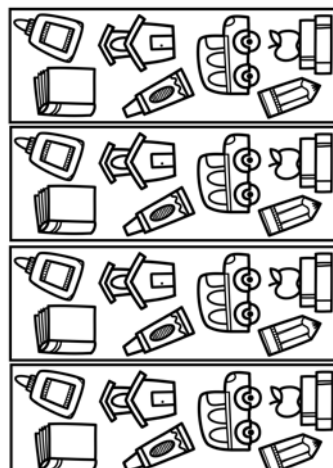
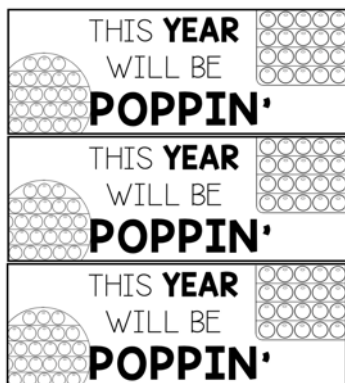
Simple & appealing designs



Editable versions of each page



GIFT TAGS EXAMPLES



- - - - - C O N T E N T S - - - - -

Beginning of the year student gifts

Tag	Gift Ideas
Let's start the year off WRITE!	<ul style="list-style-type: none"> • Mechanical pencil • Pencils with a design • Colored pencils
You were mint to be in this class!	<ul style="list-style-type: none"> • Peppermint • Gum • Peppermint patty
It's going to be a bright school year!	<ul style="list-style-type: none"> • Sunglasses • Markers • Highlighter
Orange you glad it's the first day of school?	<ul style="list-style-type: none"> • Clementine or small orange • Orange drink mix • Goldfish
In this class we stick together.	<ul style="list-style-type: none"> • Bubble gum • Stickers • Candy
This year will be poppin'.	<ul style="list-style-type: none"> • Pop-it toy • Bubble gum • Bubbles
School supply bookmark	<ul style="list-style-type: none"> • Print these on white cardstock, let your students color it and then laminate them!
This year is going to be sweet!	<ul style="list-style-type: none"> • Candy • Donut • Cookies

End of the year student gifts

This year was picture perfect.	<ul style="list-style-type: none"> • Class photo • Framed picture of you and the student.
I hope your summer is bursting with fun.	<ul style="list-style-type: none"> • Starbursts • Water balloons • Bubbles

**EDITABLE
VERSIONS
INCLUDED!**

- - - - - C O N T E N T S - - - - -

It's oFISHally summer	<ul style="list-style-type: none"> • Gold fish • Swedish fish
Being your teacher has been a treat.	<ul style="list-style-type: none"> • Candy • Donut • Cupcake
Parent gift tags	
Thank you for your involve-mint.	<ul style="list-style-type: none"> • Peppermint • Gum • Peppermint patty
Thank you soap much for all of your help.	<ul style="list-style-type: none"> • Hand soap • Travel size soap • Bar soap
Your help has been such a treat.	<ul style="list-style-type: none"> • Cookie • Candy • Granola bar
Teacher appreciation gift tags	
Thanks a latte for all you do.	<ul style="list-style-type: none"> • Coffee • Coffee gift card • Donut
Thank you for helping me grow.	<ul style="list-style-type: none"> • Succulent • Flowers • Seeds
Thanks for a sweet school year.	<ul style="list-style-type: none"> • Teacher's favorite candy • Sweet snack • Gift card for ice cream shop
Birthday gift tags	
Sip sip hooray! It's your special day!	<ul style="list-style-type: none"> • Crazy straw • Juice pouch • Cup
Happy birthday to you!	<ul style="list-style-type: none"> • Small toy • Stickers • Special pencil

**EDITABLE
VERSIONS
INCLUDED!**

----- CONTENTS -----

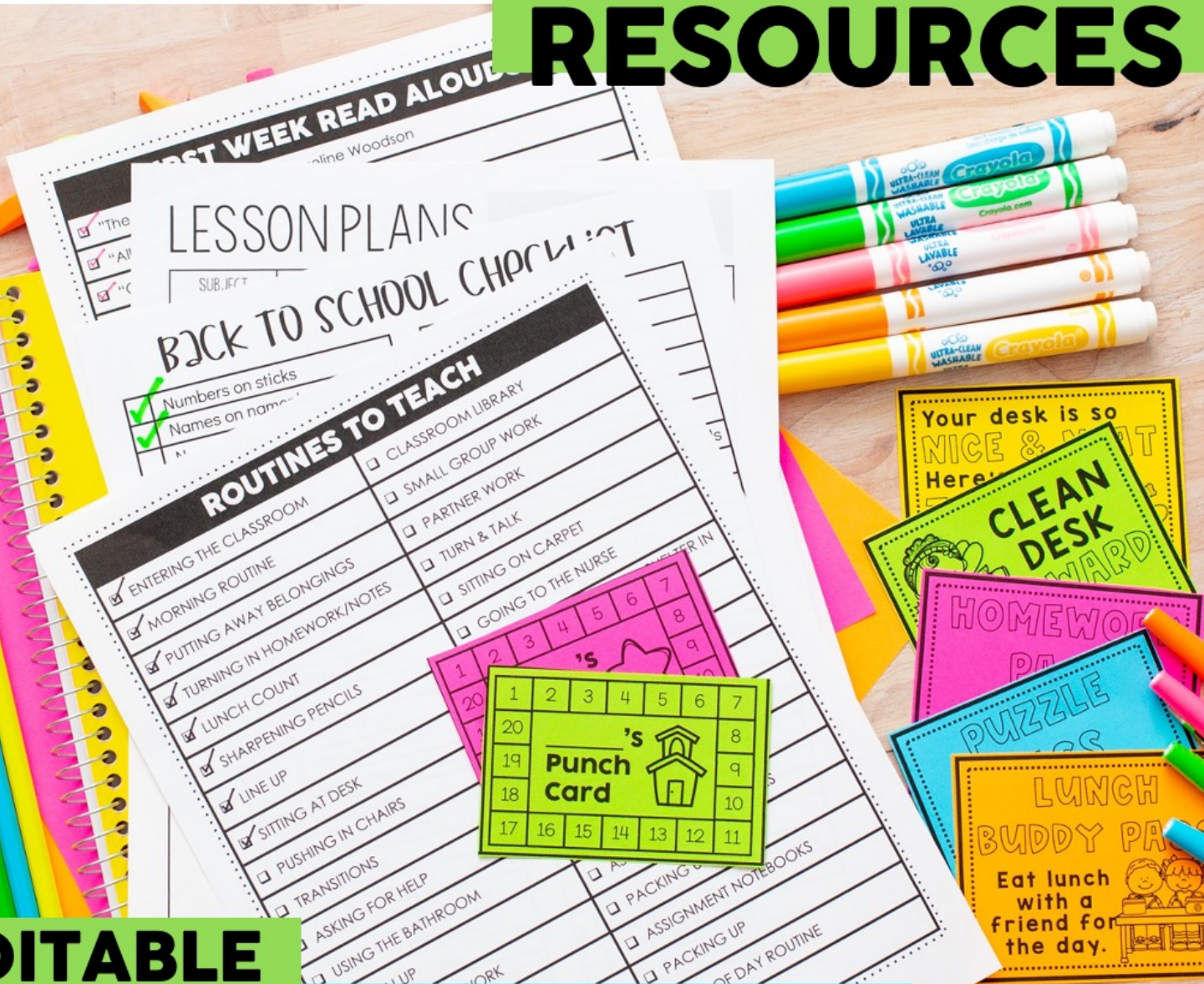
I hope your birthday is poppin' with fun	<ul style="list-style-type: none"> • Pop-it keychain • Pop-it bracelet • Any other fidget
I hope your birthday is sweet.	<ul style="list-style-type: none"> • Candy • Donut • Cookie
Teammate gift tags	
I donut know what I'd do without you.	<ul style="list-style-type: none"> • Donut • Coffee • Donut shop gift card
Teammates like you are refreshing.	<ul style="list-style-type: none"> • Cup • Favorite drink • Drink mix packets
Something out of the blue because I/we love you!	<ul style="list-style-type: none"> • Blue Gatorade and Cool Ranch Doritos • Oreos and Hawaiian Punch • A basket with a combination of the above and other blue things!



**EDITABLE
VERSIONS
INCLUDED!**

classroom BACK TO SCHOOL RESOURCES

BASIC 
BRIGHT
collection



EDITABLE

start the year off stress-free!

© Lucky Little Learners

KEEP SCROLLING FOR A
CLOSER LOOK!

BACK TO SCHOOL


----- CONTENTS -----

COMPONENT	DETAILS
Classroom newsletter templates	<ul style="list-style-type: none">• Editable• 4-5 templates for each month
Back to school teacher binder or folder cover & spine label	<ul style="list-style-type: none">• Keep all your important papers in one binder or folder so you're ready to go for the first week!
Checklists & idea lists	<ul style="list-style-type: none">• Routines/procedures to teach checklist• Back to school read aloud book list• First day of school ideas list
Lesson plan templates	<ul style="list-style-type: none">• Weekly• Daily
Daily slide template	<ul style="list-style-type: none">• Google Slides™ file to copy and customize
Parent/student communication	<ul style="list-style-type: none">• Parent contact log• Absent folder covers and templates• Reminder note template
Behavior supports	<ul style="list-style-type: none">• Desk fairy notes• Desk monster notes• Behavior punch cards - each month• Behavior reward coupons
Simple first day activities	<ul style="list-style-type: none">• Class names word search template• Student name doodle pages

EDITABLE VERSIONS INCLUDED!

CLOSE-UP VIEW



 **SEPTEMBER**
Week of: YOUR DATES

YOUR TEXT	YOUR TEXT
TYPE HERE	TYPE HERE
	YOUR TEXT TYPE HERE
YOUR TEXT TYPE HERE	

© Lucky Little Learners 2022

Print on any color paper to fit your classroom style

Simple & appealing designs

COMMUNICATION LOG

Adult's name: _____

ID	REASON FOR CONTACT	NOTES

© Lucky Little Learners 2022

Editable versions of each page

NEWSLETTERS



SEPTEMBER 
Week of: YOUR DATES

YOUR TEXT	YOUR TEXT
TYPE HERE	TYPE HERE
	YOUR TEXT
	TYPE HERE
YOUR TEXT	

OCTOBER 
Week of: YOUR DATES

YOUR TEXT	YOUR TEXT
TYPE HERE	TYPE HERE
	YOUR TEXT
	TYPE HERE
YOUR TEXT	

NOVEMBER 
Week of: YOUR DATES

YOUR TEXT	YOUR TEXT
TYPE HERE	TYPE HERE
	YOUR TEXT
	TYPE HERE
YOUR TEXT	

DECEMBER 
Week of: YOUR DATES

YOUR TEXT	YOUR TEXT
TYPE HERE	TYPE HERE
	YOUR TEXT
	TYPE HERE
YOUR TEXT	

NOVEMBER 
Class Newsletter

LEARNING FOCUS

- Math:
 - Numbers to 1000
 - Place value
- Phonics
 - Vowel teams
- Reading
 - Moral of the story
- Science
 - Changing seasons

SEPTEMBER 
Mrs. Olson's 2nd Grade Class

NEWS

We are starting PE this week! Please make sure your student wears or brings sneakers on Tuesdays.


REMINDERS

Please scan the QR code to fill out the field trip permission form!




IMPORTANT DATES


Sept. 1 - PE starts	Sept. 15 - Field trip
Sept. 6 - Labor Day	Sept. 30 - Book fair

JANUARY 
Week of: YOUR DATES


YOUR TEXT	YOUR TEXT
TYPE HERE	TYPE HERE
	YOUR TEXT
	TYPE HERE
YOUR TEXT	

FEBRUARY 
Week of: YOUR DATES


YOUR TEXT	YOUR TEXT
TYPE HERE	TYPE HERE
	YOUR TEXT
	TYPE HERE
YOUR TEXT	

MARCH 
Week of: YOUR DATES


YOUR TEXT	YOUR TEXT
TYPE HERE	TYPE HERE
	YOUR TEXT
	TYPE HERE
YOUR TEXT	

APRIL 
Week of: YOUR DATES


YOUR TEXT	YOUR TEXT
TYPE HERE	TYPE HERE
	YOUR TEXT
	TYPE HERE
YOUR TEXT	

MAY 
Week of: YOUR DATES

YOUR TEXT	YOUR TEXT
TYPE HERE	TYPE HERE
	YOUR TEXT
	TYPE HERE
YOUR TEXT	

JUNE 
Week of: YOUR DATES

YOUR TEXT	YOUR TEXT
TYPE HERE	TYPE HERE
	YOUR TEXT
	TYPE HERE
YOUR TEXT	

JULY 
Week of: YOUR DATES

YOUR TEXT	YOUR TEXT
TYPE HERE	TYPE HERE
	YOUR TEXT
	TYPE HERE
YOUR TEXT	

AUGUST 
Week of: YOUR DATES

YOUR TEXT	YOUR TEXT
TYPE HERE	TYPE HERE
	YOUR TEXT
	TYPE HERE
YOUR TEXT	


FIRST WEEK READ ALOUDS

- 1 "The Day You Begin" by Jacqueline Woodson
- 2 "All Are Welcome" by Alexandra Penfold
- 3 "Our Class is a Family" by Shannon Olsen
- 4 "A Letter from your Teacher on the First Day of School" by Shannon Olsen
- 5 "School's First Day of School" by Adam Rex
- 6 "Your Name is a Song" by Jamilah Thompson-Bigelow
- 7 "You're Finally Here" by Melonie Watt
- 8 "We Don't Eat Our Classmates" by Ryan T. Higgins
- 9 "First Day Jitters" by Julie Danneberg
- 10 "Chrysanthemum" by Kevin Henkes
- 11 "If You Take a Mouse to School" by Laura Numeroff
- 12 "The Pigeon HAS to go to School" by Mo Willems
- 13 "The Crayon Box that Talked" by Shane DeRolf
- 14 "The Name Jar" by Yangsook Choi
- 15 "Miss Nelson is Missing" by James Marshall
- 16 "All the Ways to be Smart" by Davina Bell
- 17 "Be Kind" by Pat Zietlow Miller
- 18 "David Goes to School" by David Shannon
- 19 "The World Needs More Purple People" by Kristen Bell
- 20 "How to Get Your Teacher Ready" by Jean Reagan

ROUTINES TO TEACH	
□ ENTERING THE CLASSROOM	□ CLASSROOM LIBRARY
□ MORNING ROUTINE	□ SMALL GROUP WORK
□ PUTTING AWAY BELONGINGS	□ PARTNER WORK
□ TURNING IN HOMEWORK/NOTES	□ TURN & TALK
□ LUNCH COUNT	□ SITTING ON CARPET
□ SHARPENING PENCILS	□ GOING TO THE NURSE
□ LINE UP	□ DRILLS- FIRE, TORNADO, SHELTER IN PLACE
□ SITTING AT DESK	□ ANNOUNCEMENTS
□ PUSHING IN CHAIRS	□ VOICE LEVELS
□ TRANSITIONS	□ BRAIN BREAKS
□ ASKING FOR HELP	□ WRITING WORKSHOP
□ USING THE BATHROOM	□ PEER FEEDBACK
□ CLEAN UP	□ ASSIGNMENT NOTEBOOKS
□ INDEPENDENT WORK	□ PACKING UP
□ WALKING IN HALLWAY	□ ASSIGNMENT NOTEBOOKS
□ PREPARE FOR LUNCH/RECESS	□ PACKING UP
□ USING CLASSROOM SUPPLIES	□ END OF DAY ROUTINE
□ TECHNOLOGY USE	□ DISMISSAL

© Lucky Life Learners 2022

BEHAVIOR SUPPORT



1	2	3	4	5	6	7	
20						's	8
19	Punch Card					Apple	9
18							10
17	16	15	14	13	12	11	

1	2	3	4	5	6	7	
20						's	8
19	Punch Card					House	9
18							10
17	16	15	14	13	12	11	

1	2	3	4	5	6	7	
20						's	8
19	Punch Card					Apple	9
18							10
17	16	15	14	13	12	11	

1	2	3	4	5	6	7	
20						's	8
19	Punch Card					House	9
18							10
17	16	15	14	13	12	11	

1	2	3	4	5	6	7	
20						's	8
19	Punch Card					Apple	9
18							10
17	16	15	14	13	12	11	

1	2	3	4	5	6	7	
20						's	8
19	Punch Card					House	9
18							10
17	16	15	14	13	12	11	

1	2	3	4	5	6	7	
20						's	8
19	Punch Card					Sun	9
18							10
17	16	15	14	13	12	11	

1	2	3	4	5	6	7	
20						's	8
19	Punch Card					Ice Cream	9
18							10
17	16	15	14	13	12	11	

1	2	3	4	5	6	7	
20						's	8
19	Punch Card					Sun	9
18							10
17	16	15	14	13	12	11	

1	2	3	4	5	6	7	
20						's	8
19	Punch Card					Ice Cream	9
18							10
17	16	15	14	13	12	11	

Your desk is so NICE & NEAT Here's a special TREAT! Love, Desk Fairy		Your desk is so NICE & NEAT Here's a special TREAT! Love, Desk Fairy	
Your desk is so NICE & NEAT Here's a special TREAT! Love, Desk Fairy		Your desk is so NICE & NEAT Here's a special TREAT! Love, Desk Fairy	
Your desk is so NICE & NEAT Here's a special TREAT! Love, Desk Fairy		Your desk is so NICE & NEAT Here's a special TREAT! Love, Desk Fairy	

CLEAN DESK AWARD From, The Desk Monster	CLEAN DESK AWARD From, The Desk Monster
CLEAN DESK AWARD From, The Desk Monster	CLEAN DESK AWARD From, The Desk Monster
CLEAN DESK AWARD From, The Desk Monster	CLEAN DESK AWARD From, The Desk Monster

15 minutes.	FOR 15 minutes.
-------------	-----------------

HAT PASS Wear a hat in the classroom for the day.	SWEET TREAT PASS Choose a sweet treat.
--	---

LUNCH WITH A TEACHER PASS Have lunch with a teacher.	EXTRA RECESS PASS Play for 15 minutes at extra recess.
---	---

PHONE CALL PASS Get a positive phone call home.	MUSIC PASS Listen to music while you work.
--	---

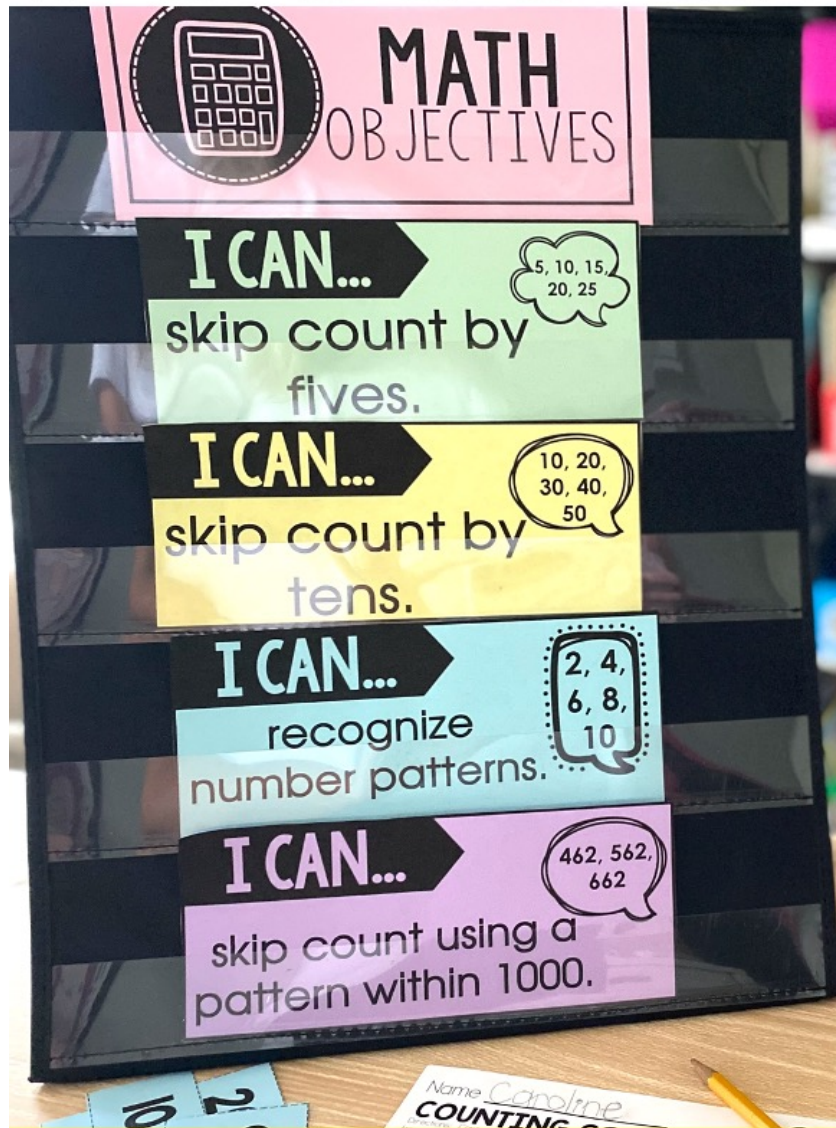
STUFFED ANIMAL PASS Bring a stuffed animal to class.	HOMEWORK PASS No homework for 1 night.
---	---

LINE LEADER PASS Be the line leader for the day.	TREASURE CHEST PASS Choose a prize from the treasure chest.
---	--

CABOOSE PASS Stand at the back of the line for the day.	PAJAMA PASS Wear pajamas for the day.
--	--

classroom FOCUS WALL

BASIC 
BRIGHT
collection



MATH
READING
PHONICS
GRAMMAR
WRITING



"I can" statements for 2nd grade

© Lucky Little Learners

KEEP SCROLLING FOR A
CLOSER LOOK!


FOCUS WALL

- - - - - C O N T E N T S - - - - -

COMPONENT	DETAILS
Focus wall headers	<ul style="list-style-type: none">• Banner• Circle letters
Objectives pages	<ul style="list-style-type: none">• Math• Phonics• Grammar• Reading• Writing
Scope & sequence	<ul style="list-style-type: none">• 2nd grade common core skills• Math, phonics, grammar, reading, and writing skills planned out by week
I can statements	<ul style="list-style-type: none">• 3 cards to a page• Statement and small example on each card• 47 math statements• 36 writing statements• 35 reading comprehension statements• 45 grammar statements• 78 phonics statements

EDITABLE VERSIONS INCLUDED!

CLOSE-UP VIEW



Print on any color paper to fit your classroom style

Simple & appealing designs

I CAN...

add numbers within 20.

$$\begin{array}{r} 12 \\ + 8 \\ \hline 20 \end{array}$$

I CAN...

subtract numbers within 20.


$$\begin{array}{r} 20 \\ - 8 \\ \hline 12 \end{array}$$

I CAN...

use arrays to show repeated addition.

$$\begin{array}{ccc} \bigcirc & \bigcirc & \bigcirc \\ \bigcirc & \bigcirc & \bigcirc \\ \bigcirc & \bigcirc & \bigcirc \end{array}$$
$$3+3+3=9$$

... turkey



words with the rolled syllables.

I CAN...

read words with the /oi/ diphthong.

coin



I CAN...

read words with the /oy/ diphthong.



Editable versions of each page

MATH CARDS



I CAN... recognize numbers 1-100.

1, 2, 3, 4, 5

I CAN... skip count by tens.

10, 20, 30, 40, 50

I CAN... skip

5, 10, 15, 20, 25

I CAN... identify numbers in the tens place.

462

I CAN... write a number in standard form.

462

I CAN... identify a digit in a number.

462

I CAN... recognize number patterns.

2, 4, 6, 8, 10

I CAN... read number words.

fifteen, twenty, thirty

I CAN...

462

I CAN... identify the value of the digits in a 3-digit number.

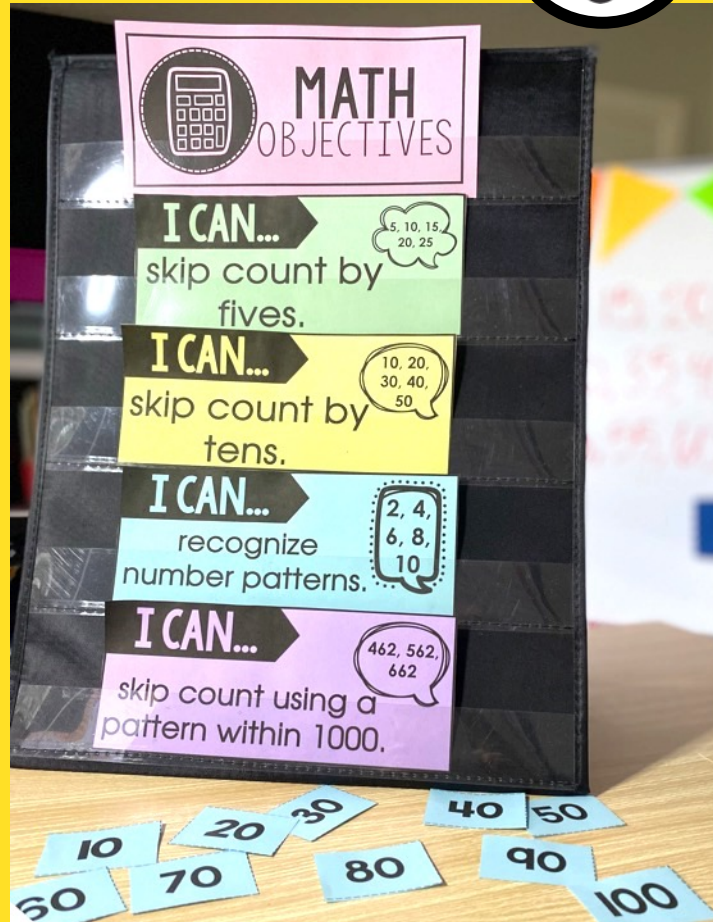
462

I CAN... bundle ten ones into a ten.

462

I CAN... identify the value of a digit in a number.

462



I CAN... identify numbers in the tens place.

462

I CAN... skip count using a pattern within 1000.

462

I CAN... identify numbers to 1000 in standard form.

997

I CAN... add up to four 2-digit numbers.

2, 2, 2, 2, +2, 8

I CAN... use mental math to add and subtract.

5 + 5 = 10

I CAN... use strategies to add within 1000.

375 + 526 = 901

I CAN... read number words to 1000.

one thousand

I CAN... write numbers to 1000 in expanded form.

400 + 60 + 2 = 462

I CAN... compare 3-digit numbers.

115 < 462, 683 > 289

I CAN... use strategies to subtract within 1000.

901 - 526 = 375

I CAN... add and subtract within 1000.

703 - 267 = 436

I CAN... use data to create a bar graph.

I CAN... recognize odd numbers.

3

I CAN... recognize even numbers.

2

I CAN... use a number line to add and subtract.

I CAN... use data to create a picture graph.

I CAN... use data to create a line plot graph.

I CAN... count the value of coins.

I CAN... add numbers within 20.

12 + 8 = 20

I CAN... subtract numbers within 20.

20 - 8 = 12

I CAN... use arrays to show repeated addition.

3 + 3 + 3 = 9

I CAN... solve word problems that involve money.

I bought 4 flowers. Each flower cost \$0.55. How much more money?

I CAN... tell time to the nearest 5 minutes.

I CAN... tell whether the time is AM or PM.

PHONICS CARDS



I CAN... 

Identify all the consonants.


I CAN... 

read short ă words.


I CAN... 

I CAN... 


read short vowel words.

I CAN... 

read CVC words.

I CAN... 

read words with consonant blends.

I CAN... 

read short ă words.


I CAN... 

read short ă words.

I CAN... 

I CAN... 

read words with consonant digraphs.

I CAN... 

read words with CV open syllables.

I CAN... 

read long ā words with a silent e pattern.

READING OBJECTIVES

What are the clues that tell you the main idea?

What is the story mostly about? What details support the main idea?


PHONICS OBJECTIVES

I CAN... 


read words with the /ay/ vowel pattern.

I CAN... 


read words with the /ai/ vowel pattern.

I CAN... 


read long ī words with a silent e pattern.

I CAN... 


read long ō words with a silent e pattern.

I CAN... 

read long ū words with a silent e pattern.

I CAN... 

read words with long ā vowel teams.

I CAN... 


read words with the /ai/ vowel pattern.

I CAN... 


read words with the /ay/ vowel pattern.

I CAN... 


read words with a CVe pattern.

I CAN... 


read words with a CVCe syllable pattern.

I CAN... 


read words with inflected endings

I CAN... 


read words with the /igh/ vowel pattern.

I CAN... 

read words with long ō vowel teams.

I CAN... 



read words with the /oe/ vowel pattern.

I CAN... 


read compound words.

I CAN... **I + AM = I'M**


read contraction words.

I CAN...  

tell the difference between long and short vowels.

I CAN... 



read words with the /oa/ vowel pattern.

I CAN... 



read words with the /ow/ long vowel pattern.

I CAN... 


read words with long ē vowel teams.

I CAN...  


tell the difference between the hard and soft c sound.

I CAN...  


tell the difference between the hard and soft g sound.

I CAN... 


read words with three letter blends.

I CAN... 

read words with the /ee/ vowel pattern.

I CAN... 

read words with the /ea/ vowel pattern.

I CAN... 

read words with the /ie/ long ē vowel pattern.

READING CARDS



I CAN...
use strategies to make sense of what I'm reading.

Do I understand what I am reading? Does it make sense?

I CAN...
use illustrations to understand the story.

She looks angry in the picture.

I CAN...
What do you picture as you read?

I CAN...
identify the traits of the characters in the story.

What do you know about the characters in the story?

I CAN...
identify the setting of the story.

Where and when does the story take place?

I CAN...
retell the beginning, middle, and end of the story.

How does the middle of the story affect the end?

I CAN...
ask questions as I read to help me understand the story.

What am I wondering that will help me understand the story?

I CAN...
answer questions about the story.

Who is the main character? What is the setting?

I CAN...
What events happened in the story?

I CAN...
identify the problem and solution in the story.

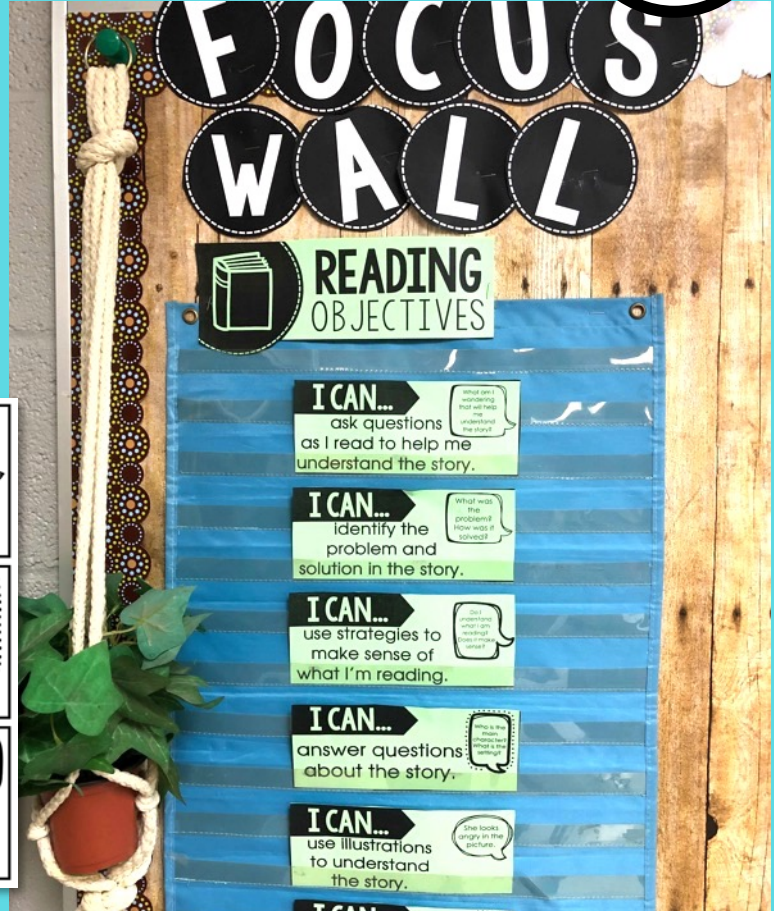
What was the problem? How was it solved?

I CAN...
make predictions as I read.

What do you think will happen next?

I CAN...
sequence the events from the story in order.

What are the key events in order?



I CAN...
identify nonfiction text features.

Why is this feature included in the text?

I CAN...
identify if a story is a fairy tale.

What makes this story a fairy tale?

I CAN...
identify if a story is a fable or folktale.

What makes this story a fable or folktale?

I CAN...
read and understand poetry.

How do the repeated lines help you understand the poem?

I CAN...
identify the author's purpose.

Why did the author write this story?

I CAN...
identify important information from the story.

What is the important information?

I CAN...
compare and contrast texts that I have read.

How are the stories alike and different?

I CAN...
identify connections between steps, ideas, and events.

How are the ideas connected?

I CAN...
determine important information

What do I need to remember?

I CAN...
compare and contrast texts that I have read.

How are the stories alike and different?

I CAN...
identify connections between steps, ideas, and events.

How are the ideas connected?

I CAN...
determine important information.

What do I need to remember?

I CAN...
summarize a story.

What were the main events of the story?

I CAN...
compare and contrast characters in stories that I have read.

How are the characters alike? How are they different?

I CAN...
identify the point of view of the story.

Who is telling the story? How do they feel?

I CAN...
identify the main topic of a multi-paragraph text.

What is the text mostly about? How are the paragraphs related?

I CAN...
use images to understand the text.

How does the image help me understand the text?

I CAN...
determine the structure of a nonfiction text.

How did the author arrange the text?

I CAN...
explain how characters respond to challenges.

Why did the character respond that way?

I CAN...
infer to help me understand the story.

What clues in the story help you understand?

I CAN...
identify the moral of the story.

What did the character learn?

I CAN...
identify cause and effect relationships.

Why did the event happen? What was the result?

I CAN...
synthesize information that I learned.

How has your thinking changed?

I CAN...

GRAMMAR CARDS



I CAN...
read simple sentences.

My name is Kate.

I CAN...
identify nouns in a sentence.

School is fun. My teacher is nice.

I CAN...
Can we play ball today?

I CAN...
read declarative sentences.

The cat is playing.

I CAN...
read exclamatory sentences.

The movie is scary!

I CAN...
capitalize the first word in a sentence.

School begins in three days.

I CAN...
tell the difference between common and proper nouns.

We sailed our boat on Lake Michigan.

I CAN...
tell the difference between types of sentences.

The cat is playing. The movie is scary! What do you see?

I CAN...
What do you...

I CAN...
capitalize months of the year.

My birthday is in February.

I CAN...
capitalize days of the week.

Can you come over on Thursday?

I CAN...
capitalize proper names.

Ken has a dog named Ted.

FOCUS WALL

GRAMMAR OBJECTIVES

I CAN...
capitalize months of the year.

I CAN...
capitalize days of the week.

WRITING OBJECTIVES

I CAN...
keep working on my writing for a long time.

I CAN...
write for different purposes.

READING OBJECTIVES

I CAN...
identify the main idea of the story.

I CAN...
identify the main idea and supporting details of a story.

PHONICS OBJECTIVES

I CAN...
read words with the /ay/ vowel pattern.

I CAN...
read words with the /ai/ vowel pattern.

I CAN...
capitalize the names of places.

We live in New York City.

I CAN...
put commas in dates.

February 3, 1974

I CAN...
put commas in a series.

I like the colors red, yellow, and blue.

I CAN...
identify adjectives.

The gray cat is grumpy and mean.

I CAN...
identify antonyms.

My homework is not easy. It is hard.

I CAN...
identify synonyms.

Jess got a coat on her dress. It is a stain.

I CAN...
put a comma in greetings and closings of letters.

Dear Emma, You are nice. Love, Zac

I CAN...
put a comma between a city and state.

I live in Fresno, California.

I CAN...
tell when a sentence is complete.

My grandma made cookies for me today.

I CAN...
identify irregular verbs.

My uncle caught a fish in the pond.

I CAN...
use pronouns correctly.

This is Luke. He is using a computer.

I CAN...
use the correct subject-verb agreement.

The baseball player catches the ball.

I CAN...
put words in alphabetical order.

apple, dog, goat, zebra

I CAN...
use the correct verb tenses.

My dog rolled in the mud.

I CAN...
use punctuation marks at the end of sentences.

I found a big bone! Are you hungry?

I CAN...
use collective nouns correctly.

A herd of cows is in the field.

I CAN...
use articles correctly in sentences.

He opened an umbrella.

I CAN...
use demonstrative pronouns correctly.

Those are my red shoes.

I CAN...
read and identify abbreviations.

Dr. Moore has an office on Main St.

I CAN...
use apostrophes in possessive nouns.

Carl's drawing is amazing!

I CAN...
use comparative endings correctly.

My dad is the tallest person in our family.

I CAN...
identify shades of meaning of verbs.

Mom told me to eat lunch. Don't look a nibble. I devoured my pizza.

I CAN...
identify shades of meaning of adjectives.

Sam told the tallest tree in the park. The towering giraffe ate leaves.

I CAN...
tell the difference between literal and non-literal.

My sister is kind as a bat. My sister can't see very well.

WRITING CARDS



I CAN... 


think of an idea to write about.

I CAN... 


plan my ideas on paper with drawings and words.

I CAN... 


I see a monster.

I CAN... 


Include a beginning, middle, and end in my story.

I CAN... 


use many details to describe my characters.

I CAN... 

make my writing even better by revising.

I CAN... 

keep working on my writing for a long time.

I CAN... 

write for different purposes.

I CAN... 

I rode a roller coaster at the...

I CAN... 

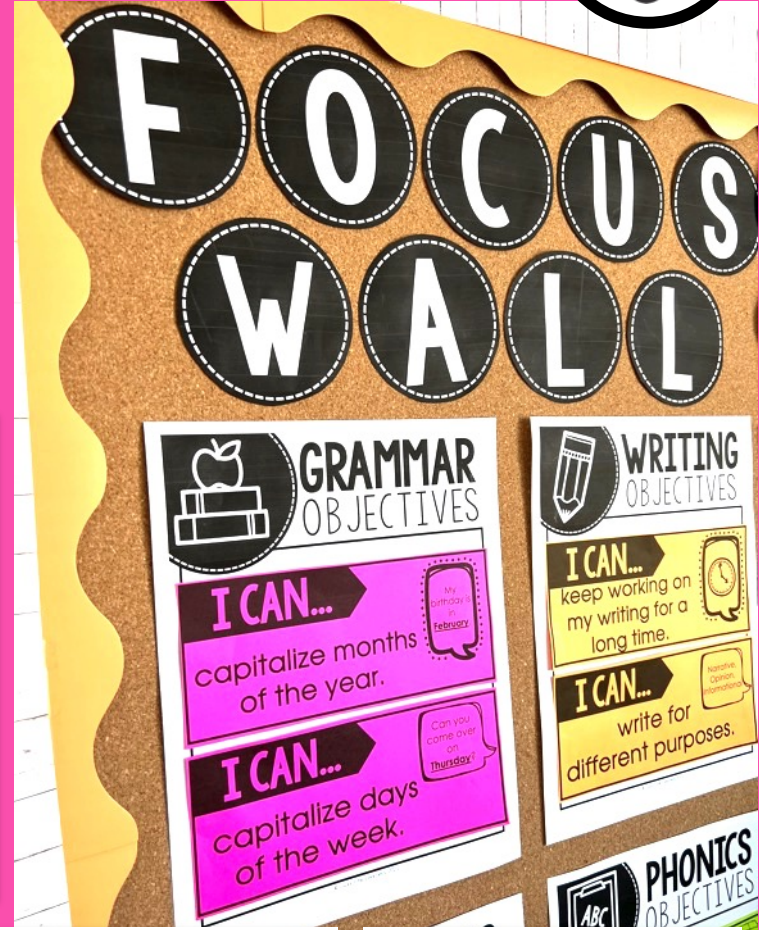
can state my opinion about a topic.


I CAN... 

write a few reasons to support my opinion.

I CAN... 

use linking words to connect my opinions and reasons.



I CAN... 

reread my writing to make sure that it makes sense.

I CAN... 


write a topic sentence to introduce my topic.

I CAN... 

write true facts in my informational text.

I CAN... 


use reasons based on facts to support my opinion.

I CAN... 


think about the reader and what they want to know.

I CAN... 


use transition words to connect ideas.

I CAN... 


write a conclusion at the end of my text.

I CAN... 


work with a partner to revise my writing.

I CAN... 

use many interesting words in my writing.

I CAN... 


publish my writing and make it look professional.

I CAN... 

think of a question that I want to know the answer to.

I CAN... 


find information to answer my question.

I CAN... 

organize my writing in a way that makes sense.

I CAN... 


write dialogue for the characters in my story.

I CAN... 


expand my sentences to add more details.

I CAN... 


choose a topic that I am interested in to write about.

I CAN... 

write information that I learn about in my own words.

I CAN... 


share my writing with others.

I CAN... 


write an introduction to hook my reader.

I CAN... 

add illustrations to my story that help the reader.

I CAN... 


focus my writing on one topic.

I CAN... 

write an introduction to hook my reader.

I CAN... 

add illustrations to my story that help the reader.

I CAN... 

focus my writing on one topic.

HOW TO PRINT:

No color ink is required for most files in this resource, but printing on colored paper is a great way to add some color!

BRIGHT

Astrobrights "Bright" paper

BOHO

Scrapbook.com "Boho" cardstock

SCHOOL

Astrobrights "School Days" paper

PASTEL

Astrobrights "Sprinkle" paper



Print on
any paper
that fits
your color
scheme!

...or keep
it simple
with black
& white!

Thank you for downloading!

LET'S CONNECT!



Hey! Did you know that we send out FREEBIES and teacher tips every Sunday?

Click the button below to get connected!

Email Freebies



Terms of Use

©Lucky Little Learners, LLC 2013 By purchasing and/or downloading this electronic file, you agree to the terms of use stated below. For personal use/single classroom use only. No part of this document may be copied, sold or edited without the direct permission from the author. Violations are subject to the penalties of the Digital Millennium Act. To purchase additional sharing licenses, please visit my store. All contents of this document are under copyright protection including all text, graphics, content, and fonts. All graphics and fonts are also protected by copyright from their original author/artist. For any questions, you can contact us at customerservice@luckylittlelearners.com

About the Author

Angie Olson has many years of classroom experience teaching grades kindergarten, first, and second grade. She earned her master's degree in mathematics and has presented for a variety of conferences at the national, state, and local levels. Over the years, Angie has employed teachers to help with Lucky Little Learners. She is proud of her talented team who strives to support the teaching community with her. Lucky Little Learners has created over 400 resources and is one of the top primary sellers on Teachers Pay Teachers.

