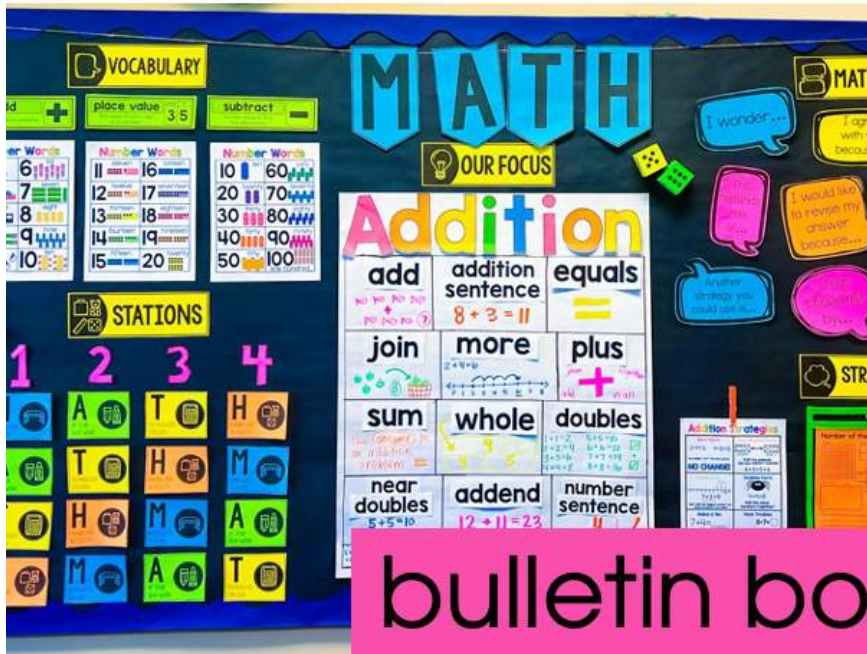


# classroom BULLETINS & door

BASIC   
BRIGHT  
collection



**EDITABLE**

bulletin board kits + more

© Lucky Little Learners

KEEP SCROLLING FOR A  
CLOSER LOOK!

# Why?

# classroom BULLETINS

This classroom bulletin board & door decor pack includes several kits to help you decorate your bulletin boards and classroom door in a welcoming way! This resource will help you decorate your classroom in a way that promotes student well-being and academic success.

**Need bulletin displays that will match your classroom colors?**

The bulletin board kits included can be printed on any paper color(s) you wish. White, brights, neutrals, pastels, boho colors, and more!

1

**Looking for an easy way to decorate your classroom door?**

The door banner and affirmation station are easy to set up, timeless, and promote feelings of belonging.

3

2

**Want a variety of displays that are easy to customize?**

This resource includes editable versions. The math and literacy bulletin boards can be used all year; just swap out the content in each section to match the current skill focus.





# PERFECT FOR...

Back to school



Math bulletin board



ELA bulletin board



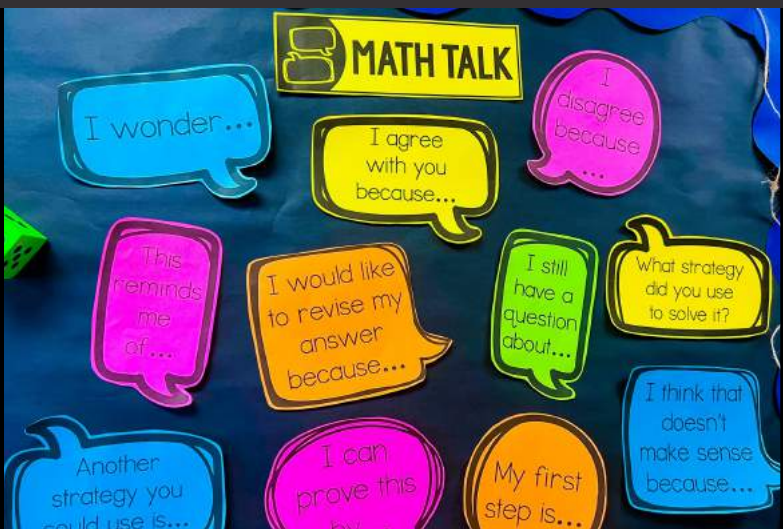
Affirmation station



Door decor



Learning supports



# BULLETIN & DOOR


## ----- CONTENTS -----

COMPONENT	DETAILS
Back to school bulletin board kit	"We are better together" display
"In this classroom" door banner	(2' x 6') - PDF and SVG files included
Affirmation station	Headers 42 positive affirmation cards
ELA bulletin board kit	Bulletin board title/banner header Section headers 3 large reading quotes Reading comprehension strategy posters Vocabulary cards Grammar skill posters Book spines for "what we are reading" Phoneme phonics posters Writing checklist posters Spelling list template
Math bulletin board kit	Bulletin board title/banner Section headers MATH centers/rotation cards Math talk sentence starters Vocabulary cards Anchor chart templates Number words posters Number of the day templates Vocabulary words Addition and subtraction strategy cards Hundreds chart

**EDITABLE  
VERSIONS  
INCLUDED!**



# DISPLAY CLOSE-UP



**VOCABULARY**  
WORDS OF THE WEEK

**VOCABULARY**

Print on any color paper to fit your classroom style

**M**

MATH WITH  
TEACHER



**I CAN**  
BREATHE



**I CAN**  
DO & BE  
ANYTHING



**I CAN**  
MAKE A  
DIFFERENCE



**I CAN**  
ASK FOR

**I CAN**  
BELIEVE



**I CAN**  
LEARN  
ANYTHING



Editable  
versions of  
each page

**IN THIS CLASSROOM**  
**WE ARE**  
**KIND**

Simple &  
appealing  
designs

**WE ARE**  
**IMPORTANT**

**WE ARE**  
**RESPECTFUL**

**WE DON'T**  
**GIVE UP**




**WE CAN DO**  
**THINGS**

**WE HAVE**  
**S OF FUN**

**ALWAYS**  
**OUR BEST**

**WE ARE**  
**LOVED**

# AFFIRMATION STATION






# DOOR BANNER



- This banner is 2 FT X 6 FT
- PDF & SVG files included
- Print at your local office supply store, or cut out on a machine like Cricut!



# BETTER TOGETHER



WE ARE

T

B

E

WE ARE

BETTER

TOGETHER

MRS. OLSON'S SECOND GRADE CLASS



# LITERACY/ELA BOARD



**VOCABULARY**  
 WORDS OF THE WEEK

**VOCABULARY**

**NOUN**

GIRL  
 HOUSE  
 APPLE

A **noun** is a person, place, or thing.

**VISUALIZE**

When I **visualize**, I create pictures in my mind using clues and descriptive details from the text as I read.

**THINKING**

I'm picturing... My character...

I can see, taste, smell, feel, hear...

**VERB**

A **verb** is a word that

**astonish**

Surprisingly impressive and amazing

**award**

A token of honor given for an accomplishment

**blast**


A loud and sudden explosion or noise

**peak**

tip of point of something, usually tall

**NARRATIVE WRITING**

1		Think of a story to write about.
2		Write a beginning, middle, and end.
3		Give details about the character(s).
4		Use transition words to show order.
5		Write many details to describe the event.



**e**

**bee**

scene	key
me	happy
sea	cookie


TODAY A  
**READER**

TOMORROW A  
**LEADER**

**LITERACY**

**GRAMMAR**  
**VOCABULARY**  
**READING STRATEGIES**

# LITERACY/ELA BOARD




## ----- CONTENTS -----

COMPONENT	DETAILS
Bulletin board title/banner header	"Literacy" in pennants "Reading" in pennants
Section headers	Letter size AND legal size options  Learning focus, our focus, vocabulary, spelling, phonics, grammar, writing, what we are reading, bookshelf, reading strategies, reading comprehension
Large quotes	Reading is an adventure Today a reader, tomorrow a leader 10 ways to become a better reader: Read
Reading comprehension strategy posters	Visualize, predict, connect, infer, question, determine importance, synthesize, monitor
Vocabulary cards	140 vocabulary cards for grades 1-3
Grammar skill posters	Noun, verb, adjective, pronoun, common noun, proper noun, adverb, conjunction, preposition, article, compound word, contraction, possessive, collective noun, homophone, antonym, synonym, suffix, prefix, subject, predicate, shades of meaning
Book spines	Use for the "what are we reading" bookshelf section of the bulletin board
Phoneme phonics posters	46 phoneme posters with mouth formation and keywords and spelling list template
Writing checklist posters	Opinion, Narrative, Informative, How To, Letter



# MATH BOARD



## LEARNING

FOCUS THIS WEEK

## OUR FOCUS

I agree with you because...

What strategy did you use to solve it?

### place value

The value of each digit in a number.

HUNDREDS	TENS
3	5

### add

To join together or combine

### subtract

To take away or find the difference.

### even

A number that can be grouped into pairs.

NUMBER WORDS			
11	eleven	16	sixteen
12	twelve	17	seventeen
13	thirteen	18	eighteen
14	fourteen	19	nineteen
15	fifteen	20	twenty

MATH

#### STRATEGIES

COUNTING ON  
ZERO FACTS  
DOUBLES FACTS  
MAKE A TEN

#### MATH TALK

I can prove this by...  
I still have a question about...  
I would like to know my answer because...  
I think this is because...  
My first step is...  
I wonder...  
I disagree because...  
What strategy did you use to solve it?

#### VOCABULARY

even 6  
add +  
subtract -  
place value 35

#### CENTERS

M H T A  
A M H T  
T A M H  
H T A M

#### HUNDREDS CHART

1	2	3	4	5	6	7	8	9	10
11	12	13	14	15	16	17	18	19	20
21	22	23	24	25	26	27	28	29	30
31	32	33	34	35	36	37	38	39	40
41	42	43	44	45	46	47	48	49	50
51	52	53	54	55	56	57	58	59	60
61	62	63	64	65	66	67	68	69	70
71	72	73	74	75	76	77	78	79	80
81	82	83	84	85	86	87	88	89	90
91	92	93	94	95	96	97	98	99	100

# H

HANDS-ON ACTIVITY

## measuring TIME


We measure \_\_\_\_\_ using \_\_\_\_\_

### ANALOG CLOCK

### DIGITAL CLOCK

1:30

# MATH BOARD



## ----- CONTENTS -----

COMPONENT	DETAILS
Bulletin board title/banner header	"Math" in pennants
Section headers	Letter size AND legal size options  Objectives, vocabulary, strategies, centers, stations, learning focus, our focus, math talk, hundreds chart, tool
MATH centers/rotation cards	Math with teacher At your seat work Technology station Hands-on activity
Math talk sentence starters	12 sentence starter speech bubbles
Anchor chart templates	Place value, addition, subtraction, multiplication, word problems, 2-D shapes, 3-D shapes, partition, fractions, coins, length, time, graphs
Number word posters	Number words 1-100
Vocabulary words	20 math vocabulary words for grades 1-3
Other	Number of the day options, hundreds chart
Addition & subtraction strategies	12 strategy cards



# PRINTING TIPS

*No color ink is required* for most of the pages, but printing on colored paper is a great way to add some color!

## BRIGHT

Astrobrights "Bright" paper

## BOHO

Scrapbook.com "Boho" cardstock

## SCHOOL

Astrobrights "School Days" paper


## PASTEL

Astrobrights "Sprinkle" paper



Print on  
any paper  
that fits  
your color  
scheme!

...or keep  
it simple  
with black  
& white!



# Save money with the classroom set-up bundle!

## classroom **BUNDLE+**

BASIC   
**BRIGHT**  
collection

### CALENDAR



### LABELS



### LIBRARY



### CLASS JOBS



### PLUS 8 MORE

WILL BE ADDED BY AUGUST

**SCHEDULE  
BIRTHDAYS  
VISUALS  
BULLETINS**

**BACK TO  
SCHOOL &  
OPEN HOUSE  
TEMPLATES**

**EDITABLE**

set-up, decorate & organize



click to  
shop





# Thank you for downloading!

## LET'S CONNECT!



Hey! Did you know that we send out FREEBIES and teacher tips every Sunday?

**Click the button below to get connected!**

Email Freebies



## Terms of Use

©Lucky Little Learners, LLC 2013 By purchasing and/or downloading this electronic file, you agree to the terms of use stated below. For personal use/single classroom use only. No part of this document may be copied, sold or edited without the direct permission from the author. Violations are subject to the penalties of the Digital Millennium Act. To purchase additional sharing licenses, please visit my store. All contents of this document are under copyright protection including all text, graphics, content, and fonts. All graphics and fonts are also protected by copyright from their original author/artist. For any questions, you can contact us at [customerservice@luckylittlelearners.com](mailto:customerservice@luckylittlelearners.com)

## About the Author

Angie Olson has many years of classroom experience teaching grades kindergarten, first, and second grade. She earned her master's degree in mathematics and has presented for a variety of conferences at the national, state, and local levels. Over the years, Angie has employed teachers to help with Lucky Little Learners. She is proud of her talented team who strives to support the teaching community with her. Lucky Little Learners has created over 400 resources and is one of the top primary sellers on Teachers Pay Teachers.

