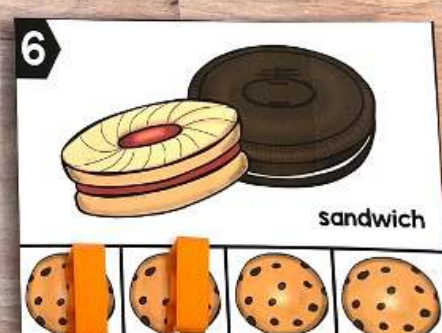
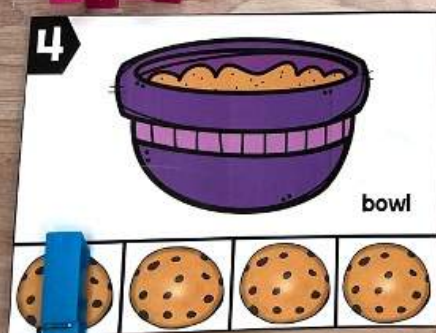
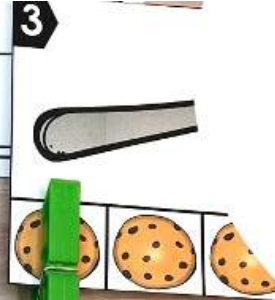




# 10 CENTERS



## FIRST GRADE

# PHONEMIC

& PHONOLOGICAL AWARENESS

# CENTERS

skill-focused, engaging, hands-on activities

**KEEP SCROLLING TO TAKE A  
LOOK INSIDE THIS RESOURCE!**

# Why?

## 1<sup>st</sup> GRADE

# PHONOLOGICAL & PHONEMIC CENTERS

This pack of phonological and phonemic awareness centers will take your students through the entire year. Includes hands-on, engaging centers focused on phonological and phonemic awareness skills!

Want to solidify student phonemic awareness?

With 11 different centers, you can easily find a center focused on exactly the skills your students need.

1

2

3

Looking for student accountability?

Each center includes a recording sheet that can also be used as a quick check of learning.

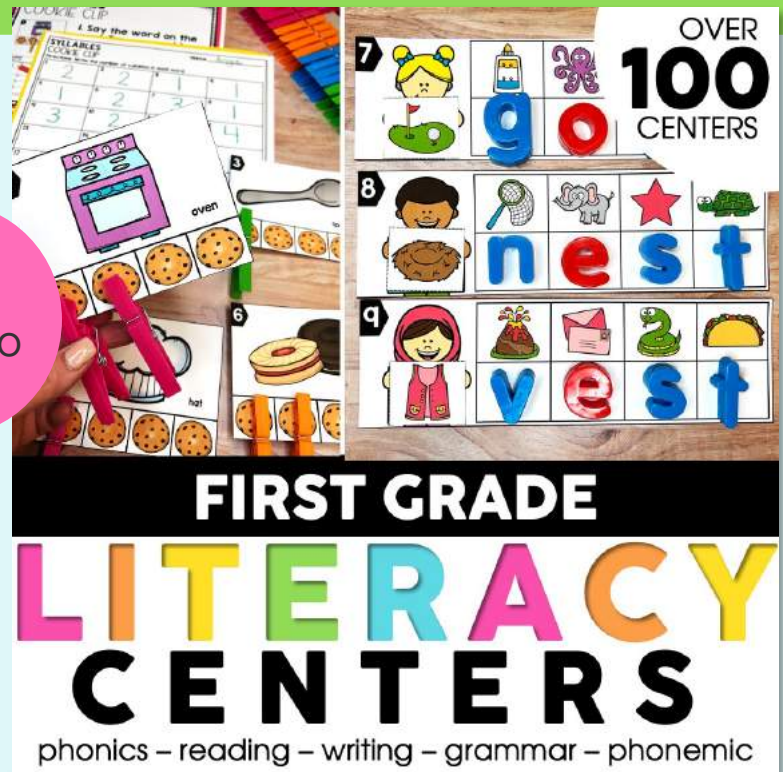
Need to promote student independence?

Each center includes an easy-to-follow visual direction card and answer keys. The activities are easy for students to understand.



# DID YOU KNOW?!

This resource is part of a complete 1<sup>st</sup> grade literacy centers BUNDLE! Save your sanity, money, and ensure students are both having fun and learning all year long!



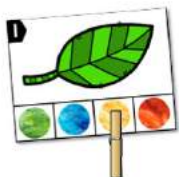


# CENTER CLOSE-UP



Visual instructions  
cards

## SEGMENTING PHONEMES PAINTING SOUNDS



1. Say the word on the card. Tap one paint dot for each sound in the word. Clip the last dot you tap.

2. Write the number of sounds on the recording sheet.

SEGMENTING PHONEMES  
PAINTING SOUNDS

Directions: Write the number of sounds in each word.

1	2	3	4
14	15	16	
18	19	20	

Recording sheets  
& answer keys

## SEGMENTING PHONEMES

### PAINTING SOUNDS

Directions: Write the number of sounds in each word.

1	2	3	4
14	15	16	
18	19	20	

3	14	3	15	4	16	4
4	18	4	19	4	20	3

Engaging, easy-  
prep activities

Full color &  
black/white  
versions

# SKILLS INCLUDED



## Phonological & Phonemic Awareness Centers

### SKILL

### CENTER ACTIVITY

Syllables

Cookie Clip

Rhyme Recognition

Picture Sorting

Onset-Rime

Puzzle Cards

Beginning Sounds

Popcorn Sorting

Ending Sounds

Puzzle Match

Medial Sounds

Clip The Vowel

Blending

Mystery Words

Segmenting Phonemes

Painting Sounds

Adding Phonemes

Make A New Word

Deleting Phonemes

Make A New Word

Substituting Phonemes

New Word Puzzles



# PHONEMIC CENTERS



## RHyme RECOGNITION PICTURE SORTING

- Look at each strip. Sort to show if the words rhyme or not.
- Write yes or no next to each

### COGNITION

Name \_\_\_\_\_

next to each set of pictures to show if they rhyme.

7			YES	13			YES
			NO				NO
8			YES	14			YES
			NO				NO
9			YES	15			YES
			NO				NO
10			YES	16			YES
			NO				NO
11			YES	17			YES
			NO				NO

DOES NOT RHYME  
RHYME



## SYLLABLES COOKIE CLIP

Name \_\_\_\_\_

Directions: Write the number of syllables in each word.

1	2	3	4
8			
12			
16			
20			

## SYLLABLES COOKIE CLIP

- Say the word on the card. Tap one cookie for each syllable. Clip the last cookie you tap.
- Write the number of syllables on the recording sheet.



## ONSET-RIME PUZZLE CARDS


Name \_\_\_\_\_

Directions: Write the words from each card.

3	
6	
9	
12	
15	
18	

## ONSET-RIME PUZZLE CARDS

- Choose a picture card. Say the beginning and ending parts. Find the ending sound.
- Write the word on the sheet.



## BEGINNING SOUNDS POPCORN SORTING

Name \_\_\_\_\_

Directions: Circle the pictures that begin with the same sound as the letter on top.

## BEGINNING SOUNDS POPCORN SORTING

- Look at each popcorn. Say the beginning sound of the picture.
- Put the popcorn in the correct container.





# PHONEMIC CENTERS



## ENDING SOUNDS PUZZLE MATCH



1. Find two words that have the same ending sound to make a match.

ENDING SOUNDS	Write the ending sound on the recording.
ch	

2. Write the ending sound on the recording.

WORDS

Name \_\_\_\_\_

sound that both pictures end with.

2	3
5	6
8	9
11	12
14	15


## MEDIAL SOUNDS

CLIP THE VOWEL

Directions: Write each word. Underline the middle sound.

1	2	3	4

## MEDIAL SOUNDS CLIP THE VOWEL



1. Say the word on the card. Clip the middle sound.

2. Write each word. Underline the middle sound.

1	2
fan	bed
a e i o u a e i o u	a e i o u a e i o u
3	4
bat	pig
a e i o u a e i o u	a e i o u a e i o u

## BLENDING MYSTERY WORDS

Directions: Write the words from each mystery picture as you blend them aloud.

Name \_\_\_\_\_

## BLENDING MYSTERY WORDS



1. Place the sounds in order. Blend the sounds to read the word.

2. Write the word on the line.

3	4
→	→
7	8
→	→
11	12
→	→

5	6	7	8	9	10	11	12
blob	tent	nest	piggy bank	drum	milk	sandcastle	hand
b l o b	t e n t	n e s t	p i n k	d r	m i l k	s a n d	h a n d

## PHONEME SEGMENTATION NEW WORD PUZZLES

Directions: Write or draw the new word you made by changing the sound.

Name \_\_\_\_\_

## PHONEME SUBSTITUTION NEW WORD PUZZLES



1. Say the picture word. Change the sound to make a new word. Match the new picture word.

2. Write the new word.

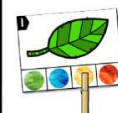
9	10	11	12
time	lemon	fan	corn
change /t/ to /l/	change /f/ to /c/	change /a/ to /i/	change /b/ to /m/
1	2	3	4
rug	bat	home	make
change /r/ to /j/	change /h/ to /f/	change /d/ to /r/	change /m/ to /r/
5	6	7	8
race	face	boy	girl
change /r/ to /f/	change /f/ to /t/		



# PHONEMIC CENTERS



## SEGMENTING PHONEMES PAINTING SOUNDS



1. Say the word on the card. Tap one paint dot for each sound in the word. Clip the last dot you tap.

2. Write the number of sounds recording

## PHONEMES

Name \_\_\_\_\_

Number of sounds in each word.

3	4
7	8
11	12
15	16

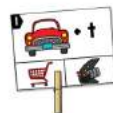
## ADDING PHONEMES MAKE A NEW WORD

Name \_\_\_\_\_

Directions: Write each new word you made after adding the sound.

1	2	3	4

## ADDING PHONEMES MAKE A NEW WORD



1. Say the word on the card. Add the sound shown. Clip the new word.

2. Write the new word on the recording sheet.

5 s + treat

6 glow + b

7 say + l

8 st + ring

9 moo + s

10 the + p


## PHONEME DELETION MAKE A NEW WORD

Name \_\_\_\_\_

Directions: Write each new word you made after taking the sound away.

3	4
7	8
11	12
15	16

## PHONEME DELETION MAKE A NEW WORD



1. Say the word on the card. Take away the sound shown. Clip the new word.

2. Write the new word recording

1 mum - d

2 car - t

3 tent - t

4 bicycle - k

5 pants - p

6 jam - m

7 said - d

8 radish - t

9 ants - s

10 ten - n

11 stop - p

12 pig - g

1 cab

2 bag

3 sad

4 jam

5 fan

6 map

7 web

8 bed

9 jet

10 pin

11 ten

12 pig

## ONSET-RIME PUZZLE CARDS

Name Angie

Directions: Write the words from each card.

1 cab	2 bag	3 sad
4 jam	5 fan	6 map
7 web	8 bed	9 jet
10 pin	11 ten	12 pig
13 zip	14 dog	15 mop



# Thank you for your purchase!

## Terms of Use

©Lucky Little Learners, LLC 2013 By purchasing and/or downloading this electronic file, you agree to the terms of use stated below. For personal use/single classroom use only. No part of this document may be copied, sold or edited without the direct permission from the author. Violations are subject to the penalties of the Digital Millennium Act. To purchase additional sharing licenses, please visit my store. All contents of this document are under copyright protection including all text, graphics, content, and fonts. All graphics and fonts are also protected by copyright from their original author/artist. For any questions, you can contact us at [customerservice@luckylittlelearners.com](mailto:customerservice@luckylittlelearners.com)

## About the Author

Angie Olson has many years of classroom experience teaching grades kindergarten, first, and second grade. She earned her master's degree in mathematics and has presented for a variety of conferences at the national, state, and local levels. Over the years, Angie has employed teachers to help with Lucky Little Learners. She is proud of her talented team who strives to support the teaching community with her. Lucky Little Learners has created over 400 resources and is one of the top primary sellers on Teachers Pay Teachers.



## Let's Connect



Website

Facebook Page

Facebook Group

Instagram

Hey! Did you know that we help teachers by sending Sunday freebies and teacher tips?

**Click the button below to get connected!**

Email Freebies

